



Qualification Information Booklet

Collaboration Opportunity Respect Excellence

DELIVERING A CORE EDUCATION

3. Qualification Information



English
Maths
Combined Science
Art
Business Studies
Religious Education
Food Science
French
Geography
Health & Social Care
History
Computer Science

Design Technology
Performing Arts
Sports Studies
Psychology
Digital IT
GCSE PE
Photography
Sociology
Triple Science: Biology,
Chemistry & Physics

GCSE Combined Science

- EXAM BOARD: AQA
- EXAM BOARD WEBSITE: <https://www.aqa.org.uk/subjects/science/gcse/combined-science-trilogy-8464>
- COURSE CODE: 8464 CONTROLLED ASSESSMENT/EXAM WEIGHTING: 100% examination
- PROVISIONAL EXAM DATE: TBC

Biology Paper 1

What's assessed

Biology topics 1–4: Cell Biology; Organisation; Infection and response; and Bioenergetics.

How it's assessed

- Written exam: 1 hour 15 minutes
- Foundation and Higher Tier
- 70 marks
- 16.7% of GCSE

Questions

Multiple choice, structured, closed short answer, and open response.



Biology Paper 2

What's assessed

Biology topics 5–7: Homeostasis and response; Inheritance, variation and evolution; and Ecology.

How it's assessed

- Written exam: 1 hour 15 minutes
- Foundation and Higher Tier
- 70 marks
- 16.7% of GCSE

Questions

Multiple choice, structured, closed short answer, and open response.

Chemistry Paper 1

What's assessed

Chemistry topics 8–12: Atomic structure and the periodic table; Bonding, structure, and the properties of matter; Quantitative chemistry; Chemical changes; and Energy changes.

How it's assessed

- Written exam: 1 hour 15 minutes
- Foundation and Higher Tier
- 70 marks
- 16.7% of GCSE

Questions

Multiple choice, structured, closed short answer, and open response.



Chemistry Paper 2

What's assessed

Chemistry topics 13–17: The rate and extent of chemical change; Organic chemistry; Chemical analysis; Chemistry of the atmosphere; and Using resources.

Questions in Paper 2 may draw on fundamental concepts and principles from Sections 5.1 to 5.3.

How it's assessed

- Written exam: 1 hour 15 minutes
- Foundation and Higher Tier
- 70 marks
- 16.7% of GCSE

Questions

Multiple choice, structured, closed short answer, and open response.

Physics Paper 1

What's assessed

Physics topics 18–21: Energy; Electricity; Particle model of matter; and Atomic structure.

How it's assessed

- Written exam: 1 hour 15 minutes
- Foundation and Higher Tier
- 70 marks
- 16.7% of GCSE

Questions

Multiple choice, structured, closed short answer, and open response.



Physics Paper 2

What's assessed

Physics topics 22–24: Forces; Waves; and Magnetism and electromagnetism

How it's assessed

- Written exam: 1 hour 15 minutes
- Foundation and Higher Tier
- 70 marks
- 16.7% of GCSE

Questions

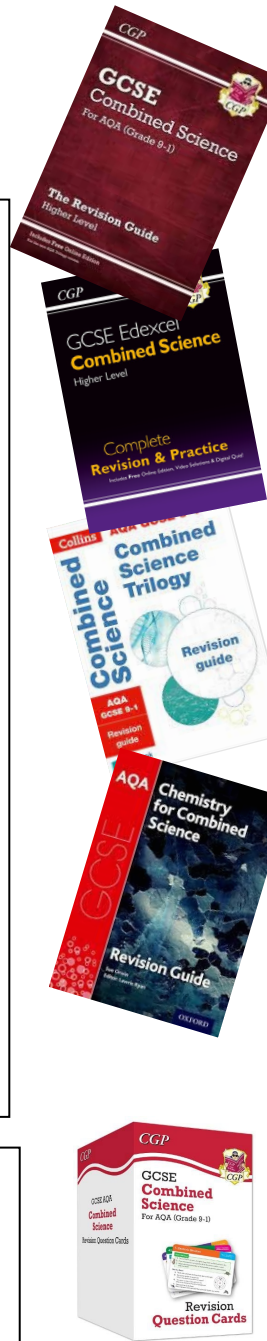
Multiple choice, structured, closed short answer, and open response.

Top tips for revision:

- 1) Look, Cover, Test, Check – One of the most powerful but simple memory techniques is to practice retrieving knowledge. Many of the knowledge organisers are designed so that you can read and study a section then cover it up either completely or part of it. Then test your self on another piece of paper to see what you can remember. After a minute or so check what you got right, what you hadn't remembered yet and add to it. Repeat this process multiple times in quick succession to quickly practice recalling the key ideas.
- 2) Design your own flashcards – Flashcards enable you to practice a broad range of retrieval techniques. Use your knowledge organiser as the foundation for making accurate and precise flashcards with the exact knowledge you need to recall.
- 3) Family quiz time – Parents often tell us they want to help with their children's practice but don't know the content being taught to help. You can use knowledge organisers and PLCs in a clear way to ask about definitions, explanations or even spellings. This enables students to practice speaking the information. Developing their oracy, confidence and fluency. Don't worry if they get it wrong use the knowledge organiser to explain the right answer and then come back to it again. We don't get better by accident but by deliberate practice and overcoming failure along the path to success.
- 4) Review your Classwork – A small bit of review done regularly makes a huge difference to your learning. Review what you covered and use your knowledge to maybe add any missing notes. Complete any small bits left incomplete. Simple habits can make a huge difference to how much you remember.
- 5) Spelling Tests – A worthwhile activity can just be spending a bit of time consolidating any spellings you haven't learnt yet. Perhaps keeping your own personalised list of just a few keywords your trying to remember and testing yourself for 5 minutes each day will be a big difference. 6) Independent Notes – The students who perform most successfully in examinations frequently complete their own independent work. You can use online or physical resources to help you write up notes, make summarises or mindmap key ideas. This is all about helping you remember your learning.

Recommended platforms/website links:

- Educake: [Educake - Online Formative Assessment for Homework and Classwork](https://www.educake.com/)
- GCSE Pod- <https://www.gcsepod.com/> Register using your school email



GCSE Triple Science

- EXAM BOARD: AQA
- EXAM BOARD WEBSITE:
 - [AQA | GCSE | Biology | Specification at a glance](#)
 - [AQA | GCSE | Chemistry | Specification at a glance](#)
 - [AQA | GCSE | Physics | Specification at a glance](#)
- COURSE CODE: 8461/8462/8463 CONTROLLED ASSESSMENT/EXAM WEIGHTING: 100% examination
- PROVISIONAL EXAM DATE : TBC

Biology

Paper 1
What's assessed
Topics 1-4: Cell biology; Organisation; Infection and response; and Bioenergetics.
How it's assessed
<ul style="list-style-type: none">• Written exam: 1 hour 45 minutes• Foundation and Higher Tier• 100 marks• 50% of GCSE
Questions
<ul style="list-style-type: none">• Multiple choice, structured, closed short answer and open response.

Paper 2
What's assessed
Topics 5-7: Homeostasis and response; Inheritance, variation and evolution; and Ecology.
How it's assessed
<ul style="list-style-type: none">• Written exam: 1 hour 45 minutes• Foundation and Higher Tier• 100 marks• 50% of GCSE
Questions
<ul style="list-style-type: none">• Multiple choice, structured, closed short answer and open response.

Chemistry

Paper 1:
What's assessed
Topics 1-5: Atomic structure and the periodic table; Bonding, structure, and the properties of matter; Quantitative chemistry, Chemical changes; and Energy changes.
How it's assessed
<ul style="list-style-type: none">• Written exam: 1 hour 45 minutes• Foundation and Higher Tier• 100 marks• 50% of GCSE
Questions
<ul style="list-style-type: none">• Multiple choice, structured, closed short answer and open response.

+

Paper 2:
What's assessed
Topics 6-10: The rate and extent of chemical change; Organic chemistry; Chemical analysis, Chemistry of the atmosphere; and Using resources.
How it's assessed
<ul style="list-style-type: none">• Written exam: 1 hour 45 minutes• Foundation and Higher Tier• 100 marks• 50% of GCSE
Questions
<ul style="list-style-type: none">• Multiple choice, structured, closed short answer and open response.

Physics

Paper 1:
What's assessed
Topics 1-4: Energy; Electricity; Particle model of matter; and Atomic structure.
How it's assessed
<ul style="list-style-type: none">• Written exam: 1 hour 45 minutes• Foundation and Higher Tier• 100 marks• 50% of GCSE

Paper 2:
What's assessed
Topics 5-8: Forces; Waves; Magnetism and electromagnetism; and Space physics.
Questions in paper 2 may draw on an understanding of energy changes and transfers due to heating, mechanical and electrical work and the concept of energy conservation from Energy and Electricity.
How it's assessed
<ul style="list-style-type: none">• Written exam: 1 hour 45 minutes• Foundation and Higher Tier• 100 marks• 50% of GCSE
Questions
<ul style="list-style-type: none">• Multiple choice, structured, closed short answer and open response.

Top tips for revision:

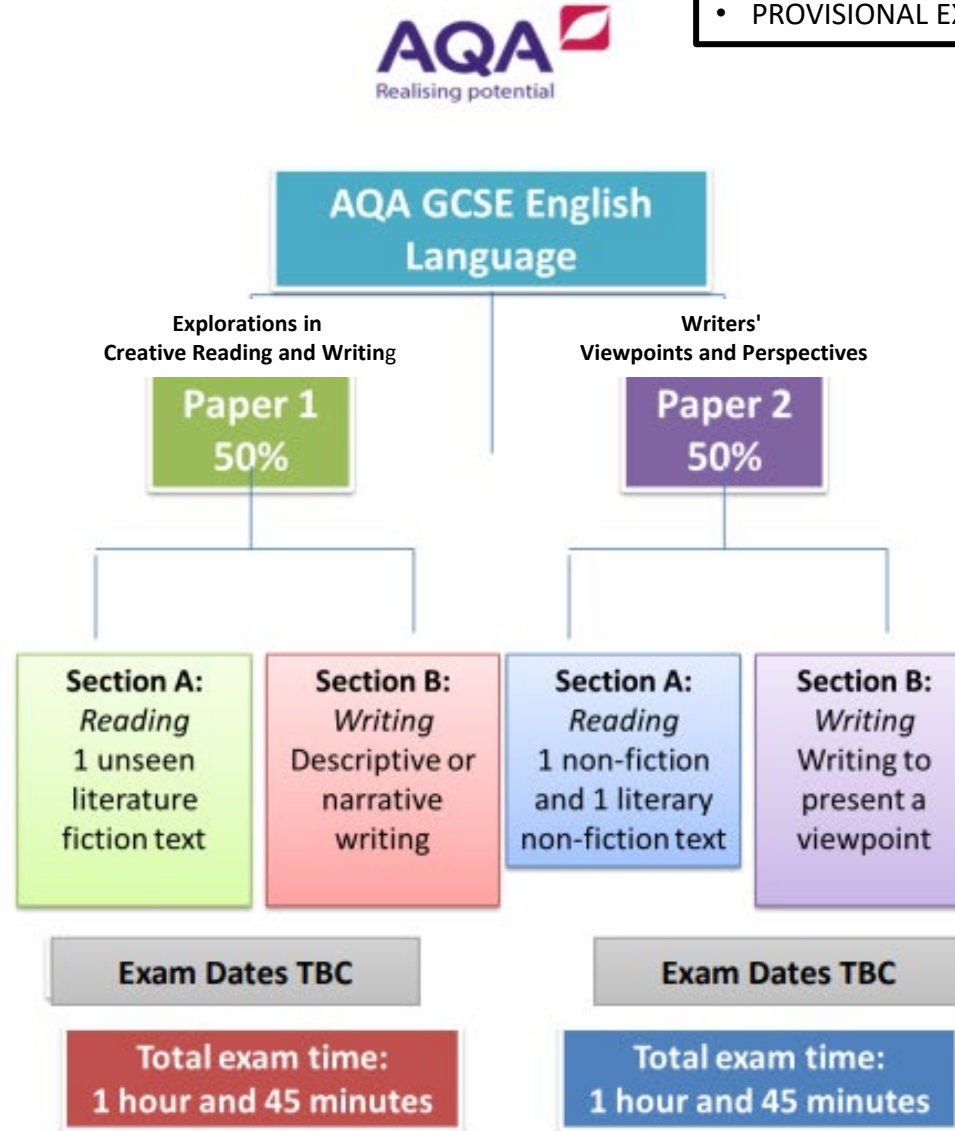
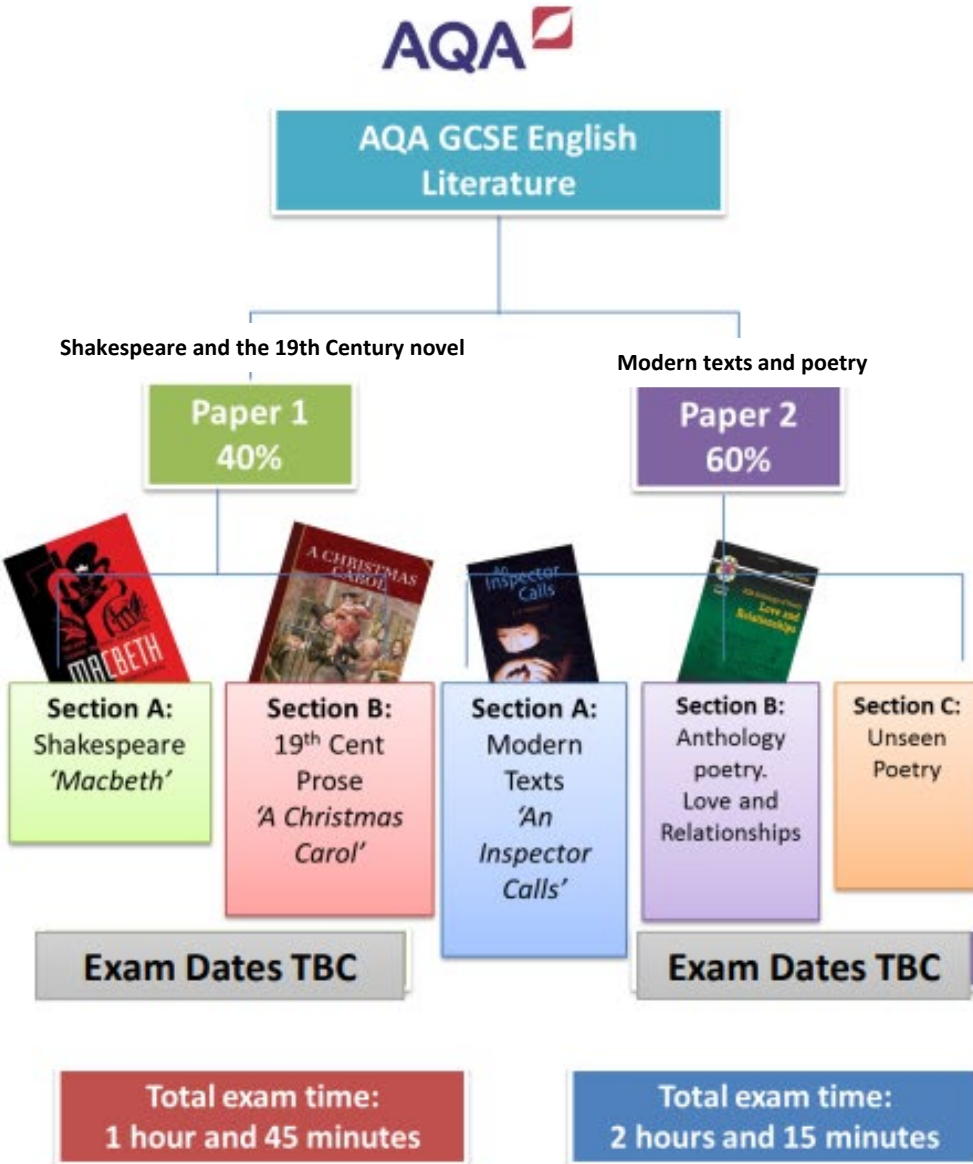
- 1) Look, Cover, Test, Check – One of the most powerful but simple memory techniques is to practice retrieving knowledge. Many of the knowledge organisers are designed so that you can read and study a section then cover it up either completely or part of it. Then test your self on another piece of paper to see what you can remember. After a minute or so check what you got right, what you hadn't remembered yet and add to it. Repeat this process multiple times in quick succession to quickly practice recalling the key ideas.
- 2) Design your own flashcards – Flashcards enable you to practice a broad range of retrieval techniques. Use your knowledge organiser as the foundation for making accurate and precise flashcards with the exact knowledge you need to recall.
- 3) Family quiz time – Parents often tell us they want to help with their children's practice but don't know the content being taught to help. You can use knowledge organisers and PLCs in a clear way to ask about definitions, explanations or even spellings. This enables students to practice speaking the information. Developing their oracy, confidence and fluency. Don't worry if they get it wrong use the knowledge organiser to explain the right answer and then come back to it again. We don't get better by accident but by deliberate practice and overcoming failure along the path to success.
- 4) Review your Classwork – A small bit of review done regularly makes a huge difference to your learning. Review what you covered and use your knowledge to maybe add any missing notes. Complete any small bits left incomplete. Simple habits can make a huge difference to how much you remember.
- 5) Spelling Tests – A worthwhile activity can just be spending a bit of time consolidating any spellings you haven't learnt yet. Perhaps keeping your own personalised list of just a few keywords your trying to remember and testing yourself for 5 minutes each day will be a big difference.
- 6) Independent Notes – The students who perform most successfully in examinations freque
- 6) Use recommended resources to focus on grade 8 and 9 questions, producing model answers for advanced concepts. Flow charts can really help navigate the cause and consequence between linked concepts.

Good website links:

- Educake: [Educake - Online Formative Assessment for Homework and Classwork](#)
- GCSE Pod- <https://www.gcsepod.com/> Register using your school email

GCSE English

- EXAM BOARD: AQA
- EXAM BOARD WEBSITE: [AQA | Subjects | English | GCSE](https://www.aqa.org.uk/Subjects/English/GCSE)
- COURSE CODE: 4700 (Lang) 4702 (Lit)
- PROVISIONAL EXAM DATE: TBC



Top tips for revision:

1. Answer past exam questions in timed conditions. Bring these in for your teachers to mark and provide you with feedback! Past papers can be found on AQA or 'Revision World' websites. [AQA GCSE English Language Past Papers - Revision World](#)
2. Learn the language and structure terminology – Be ready to explain how they're used for effect.
3. Read non-fiction articles on newspaper websites like the 'Guardian', 'Daily Mail', 'BBC News'
4. Practise your descriptive writing skills – use images you have or write descriptively about places you have visited.
5. Watch GCSE English language tutorials on how to structure your answers: Youtube: Mr Salles, Mr Everything English, Mr Bruff.
6. Practise writing non-fiction texts for real life purposes and audiences. Practise expressing a viewpoint in a creative and thoughtful manner. Practise writing newspaper articles, speeches, letters, blogs to argue, persuade and explain.

Good website links:

- GCSE Pod- <https://www.gcsepod.com/> Register using your school email
- [GCSE English Language - AQA - BBC Bitesize](#)
- [Literary techniques - Using language effectively - AQA - GCSE English Language Revision - AQA - BBC Bitesize](#)
- Youtube 'teachers': Mr Salles teaches English, Mr Everything English and Mr Bruff

Top tips for revision:

1. Make sure you understand the whole texts you have been taught. Read and watch versions of: *Macbeth*, *A Christmas Carol*, *An Inspector Calls*.
2. Practise your essay writing skills by answering past exam questions. Bring these in for your teacher to mark and provide you with feedback.
3. Practise exploding quotations! Annotate these quotations based on writer's intentions, methods (language and structure) and add any relevant contextual links. Think about how these quotations link to key themes and ideas.
4. Learn the social and historical contexts of the texts. When were the texts written and published? What was happening in society at this time? What influenced writers' to produce these texts? What moral message do they want to send to their audience/readers?
5. Use look, cover, write, check and analyse methods to recall key quotations.
6. Watch GCSE Pod videos and actively make notes on what you have remembered. Turn these notes into flashcards: condense the information down into bitesize chunks so you can remember more!

Good website links:

- [A Christmas Carol: Study Guide | SparkNotes](#)
- [Macbeth: Study Guide | SparkNotes](#)
- [An Inspector Calls: Study Guide | SparkNotes](#)
- GCSE Pod- <https://www.gcsepod.com/> Register using your school email
- [AQA GCSE English Section B: Power and Conflict Poetry Anthology - PMT \(physicsandmathstutor.com\)](#)
- [How To Write Perfect Literature Essays Every Time! - YouTube](#)

GCSE Mathematics


- EXAM BOARD: Edexcel
- EXAM BOARD WEBSITE: [Maths GCSE | Edexcel GCSE Mathematics \(2015\) | Pearson qualifications](#)
- COURSE CODE: 1MA1
- PROVISIONAL EXAM DATE: TBC

Paper 1
Non-calculator

33.3% weighting

1 hour and 30 minutes

80 marks




Paper 2
Calculator

33.3% weighting

1 hour and 30 minutes

80 marks




Paper 3
Calculator

33.3% weighting

1 hour and 30 minutes

80 marks



Topic	Weighting of Marks	
	Foundation Tier	Higher Tier
Number	25%	15%
Algebra	20%	30%
Ratio & Proportion	25%	20%
Geometry & Measure	15%	20%
Probability	15%	20%
Statistics	15%	15%

The content outlined for each tier will be assessed across all three papers.

Top tips for revision:

1. Familiarise yourself with the formula sheet, practice and learn any that are not given to you.
2. You need to do LOTS of practice. You may need to do some reading or watching videos to get started but spend as much time as you can actually attempting past exam questions.
3. Try to revise GCSE Maths for a short time every day focusing on a variety of topics so that you keep them fresh in your mind.
4. Practice timed past exam papers. For Edexcel there are 80 marks on a 90-minute paper, that's just over a minute per mark!
5. Keep your Maths revision interesting. Create flashcards, revise in groups and test each other or get family members to help.
6. Use look, cover, write, check to recall the facts and formulae you need.

Good website links:

- GCSE Pod: <https://www.gcsepod.com/> Register using your school email
- Sparx Maths: <https://www.sparxmaths.com/>
- Maths Genie: <https://www.mathsgenie.co.uk/gcse.html>
- Corbett Maths: <https://www.corbettmaths.com/>
- On Maths: <https://www.onmaths.com/>

- EXAM BOARD: AQA
- EXAM BOARD WEBSITE: [AQA | Art and Design | GCSE | Art and Design](#)
- COURSE CODE: 8202
- EXAM DATE: TBC

Component 1: Portfolio

What's assessed

A portfolio that in total shows explicit coverage of the four assessment objectives. It must include a sustained project evidencing the journey from initial engagement to the realisation of intentions and a selection of further work undertaken during the student's course of study.

How it's assessed

- No time limit
- 96 marks
- 60% of GCSE

Non-exam assessment (NEA) set and marked by the school/college and moderated by AQA during a visit. Moderation will normally take place in June.

The portfolio is made up of two projects: Further work and the Architecture unit. The Architecture unit is the sustained project and will provide the best evidence for all four assessment objectives.

Component 2: Externally set assignment

What's assessed

Students respond to their chosen starting point from an externally set assignment paper relating to their subject title, evidencing coverage of all four assessment objectives.

How it's assessed

- Preparatory period followed by 10 hours of supervised time
- 96 marks
- 40% of GCSE

The ESA will be launched week beginning 8th January 2024 once the starting points are released from AQA. This unit follows the same structure as the sustained portfolio project with a condensed timescale.

Final date of submission for both components is the date of the first timed exam.
There is no written exam paper but there is a 10-hour timed practical exam.

Top tips for revision/preparation:

- 1. Attend weekly enrichment to ensure project tasks are up to date and to gain teacher support. This allows for further progression of initial work and reduces stress linked to workload.**
- 2. Ensure that your project has progressed to include personal responses. This is the best way to gain marks across all four assessment objectives, just drawing observations or creating artist research is limited in terms of the marks that can be awarded.**
- 3. Remember that every piece of work contributes to your final grade, consistency of effort and skill is vital to success.**
- 4. Reflect upon your work and adapt your technique to achieve greater control and accuracy.**
- 5. Don't copy the chosen artist's style, be inspired by their ideas and methodology.**
- 6. Choose a subject matter that you are interested in and can gain access to for primary photos. Your own photos can provide evidence for A03 and quality photos have a huge impact on later work.**
- 7. Do not leave it all until the last minute as you won't be able to demonstrate your potential.**

Good website links:

- GCSE Pod- <https://www.gcsepod.com/> Register using your school email
- [My Modern Met – The Big City That Celebrates Creative Ideas](#)
- [AQA | Art and Design | Subject content | Fine art](#)
- [Home - The Arty Teacher](#)

GCSE Business Studies

- EXAM BOARD: EDEXCEL
- EXAM BOARD
WEBSITE: <https://qualifications.pearson.com/en/qualifications/edexcel-gcse/business-2017.html>
- COURSE CODE: 1BS0(01/02)
- PROVISIONAL EXAM DATE: TBC

Theme 1: Investigating small business (*Paper code: 1BS0/01)

Written examination: 1 hour and 30 minutes

50% of the qualification

90 marks

Content overview

- Topic 1.1 Enterprise and entrepreneurship
- Topic 1.2 Spotting a business opportunity
- Topic 1.3 Putting a business idea into practice
- Topic 1.4 Making the business effective
- Topic 1.5 Understanding external influences on business

Theme 2: Building a business (Paper code: 1BS0/02)

Written examination: 1 hour and 30 minutes

50% of the qualification

90 marks

Content overview

- Topic 2.1 Growing the business
- Topic 2.2 Making marketing decisions
- Topic 2.3 Making operational decisions
- Topic 2.4 Making financial decisions
- Topic 2.5 Making human resource decisions



GCSE Religious Education

- EXAM BOARD: AQA
- EXAM BOARD WEBSITE: [AQA](#) | [GCSE](#) | [Religious Studies A](#) | [Subject content](#)
- COURSE CODE: 8062
- PROVISIONAL EXAM DATE: TBC

Paper 1

Christianity and Islam ONLY

Component 1: The study of religions: beliefs, teachings and practices

What's assessed

Beliefs, teachings and practices of **two** from:

- Buddhism
- Christianity
- Catholic Christianity
- Hinduism
- Islam
- Judaism
- Sikhism.

How it's assessed

- Written exam: 1 hour 45 minutes
- 96 marks, plus 6 marks for spelling, punctuation and grammar (SPaG)
- 50% of GCSE

Questions

Each religion has a common structure of two five-part questions of 1, 2, 4, 5 and 12 marks.

Each religion is marked out of 48.

Paper 2

Theme A, B, D and E ONLY

Component 2: Thematic studies

What's assessed

Religious, philosophical and ethical studies themes:

- Theme A: Relationships and families.
- Theme B: Religion and life.
- Theme C: The existence of God and revelation.
- Theme D: Religion, peace and conflict.
- Theme E: Religion, crime and punishment.
- Theme F: Religion, human rights and social justice.

How it's assessed

- Written exam: 1 hour 45 minutes
- 96 marks, plus 3 marks for spelling, punctuation and grammar (SPaG)
- 50% of GCSE

Questions

Each theme has a common structure of one five-part question of 1, 2, 4, 5 and 12 marks.

Each theme is marked out of 24.

GCSE Religious Education


Top tips:

1. Practice past exam papers. Make sure you read the questions carefully.
2. Quotes can be paraphrased but must be referenced (Bible, Qur'an or Hadith).
3. 12-mark questions- practice these at home and bring them in for your teacher to mark. This is a great way to revise.
4. 5-mark questions- If you struggle remembering quotes for this question, you can refer to a story from religious texts as evidence and still get credit.
5. Below are some key quotes that link to multiple topics. Memorise these:

Christianity (Bible)	Islam (Qur'an)
"Father forgive them for they do not know what they are doing"	"Allah is well aware of whatever good you do"
"Made in the image of God"	"Made of light" (angels)
"Nothing unclean shall enter Heaven"	"Pilgrimage to the House is a duty owed to God"
"In the beginning God created the heavens and the earth"	"Be steadfast in prayer and giving"
"Make disciples of all nations and baptise them in the name of the Father"	"There is only one God and Muhammad is His messenger" (and Ali is the friend of God)

Good website links:

- Paper 1: <https://app.senecalearning.com/dashboard/class/l8e5vng255/assignments/assignment/0fa3a2a9-1aab-4574-9aea-fcb79ac60df5>
- Paper 2: <https://app.senecalearning.com/dashboard/class/l8e5vng255/assignments/assignment/3a9e6b8e-30cb-4ffc-b37e-3597bbee797a>
- Revision Guide: [AQA GCSE Religious Studies A: Christianity and Islam Revision Guide](#)



AQA GCSE Religious Studies: Know your Exam Question Types

Each question in the exam will be split into five parts, worth 1, 2, 4, 5 and 12 marks.

TIP
Each paper is 1 hour and 45 minutes long, and you'll need to answer four full questions. Aim to spend 25 minutes on each question.

These questions test knowledge and understanding

1 The 1 mark question
The 1 mark question is always a multiple-choice question with four answers to choose from. It will usually include the command words: 'Which one of the following...'

2 The 2 mark question
The 2 mark question always begins with the command words: 'Give two...' or 'Name two...'

Give **two** ways in which religious believers help victims of war. [2 marks]

The examiner is expecting **two simple points**.

4 The 4 mark question
The 4 mark question always begins with the command words: 'Explain two...'

Explain **two** contrasting ways in which Holy Communion is celebrated in Christianity. [4 marks]

The examiner is looking for **two detailed explanations**.
An easy way to remember what you need to do for the 4 mark question is:

Make one point → Develop it Make a second point → Develop it

5 The 5 mark question
Like the 4-mark question, it always begins with the command words: 'Explain two...'. In addition it will also ask you to 'Refer to sacred writings or another source of religious/Buddhist/Christian/Hindu/Jewish/Muslim/Sikh, belief and teaching in your answer.'

Explain **two** reasons why Christians pray.
Refer to sacred writings or another source of Christian belief and teaching in your answer. [5 marks]

The examiner is looking for two detailed explanations **plus 1 mark for a relevant reference to sacred writings or another source of religious belief**.

TIP
Sacred writings and religious beliefs or teachings might include a quotation from a holy book or religious text, such as the Bible or the Dhammapada, a statement of religious belief, for example the Shahadah, or a statement made by a religious leader, for example the Pope or the Dalai Lama.

This question tests analytical and evaluative skills

12 The 12 mark question
The 12 mark question always begins with a statement, and then asks you to **evaluate the statement**. There will be bullet points guiding you through what the examiner expects you to provide in your answer.

From Paper 2:

War is never right'

Evaluate this statement. In your answer you should:

- give reasoned arguments to support this statement
- give reasoned arguments to support a different point of view
- should refer to religious arguments
- may refer to non-religious arguments
- reach a justified conclusion.

[12 marks]
[+ 3 SPaG marks]

TIP
This question is worth the same amount of marks as the 1, 2, 4 and 5 mark questions combined. Try to aim for at least a full page of writing, and spend 12 minutes or more on this question.

TIP
Always try to use your best written English in the long 12 mark questions. It could be a chance to pick up extra marks for SPaG.

Tips for answering the 12 mark question

- **Remember to focus your answer on the statement you've been given**, for example 'War is never right.'
- **Include different viewpoints, one supporting the statement, one arguing against it** – for example one viewpoint to support the idea that war is never right, and an alternative viewpoint to suggest that war is sometimes necessary.
- **Develop both arguments showing a logical chain of reasoning** – draw widely on your knowledge and understanding of the subject of war, try to make connections between ideas. Write a detailed answer and use evidence to support your arguments.
- **Be sure to include religious arguments** – a top level answer will explain how religious teaching is relevant to the argument.
- **Include evaluation** - you can make judgements on the strength of arguments throughout, and you should finish with a justified conclusion. If you want to, you can give your own opinion.
- **Write persuasively – use a minimum of three paragraphs** (one giving arguments for the statement, one for a different point of view and final conclusion). The examiner will expect to see extended writing and full sentences.

For a more detailed guide to your exam question types see our NEW! AQA GCSE Revision Guides



All four skills are tested, and each makes up 25% of total grade:

Paper 1: Listening

What's assessed

Understanding and responding to different types of spoken language

How it's assessed

- Written exam: 35 minutes (Foundation Tier), 45 minutes (Higher Tier)
- 40 marks (Foundation Tier), 50 marks (Higher Tier)
- 25% of GCSE

(Each exam includes 5 minutes' reading time of the question paper before the listening stimulus is played.)

Questions

Foundation Tier and Higher Tier

- Section A – questions in English, to be answered in English or non-verbally
- Section B – questions in French, to be answered in French or non-verbally

Paper 2: Speaking

What's assessed

Communicating and interacting effectively in speech for a variety of purposes

How it's assessed

- Non-exam assessment
- 7–9 minutes (Foundation Tier) + preparation time
- 10–12 minutes (Higher Tier) + preparation time
- 60 marks (for each of Foundation Tier and Higher Tier)
- 25% of GCSE

Questions

Foundation Tier and Higher Tier

The format is the same at Foundation Tier and Higher Tier, but with different stimulus questions for the Photo card and different stimulus materials for the Role-play. The timings are different too:

- Role-play – 15 marks (2 minutes at Foundation Tier; 2 minutes at Higher Tier)
- Photo card – 15 marks (2 minutes at Foundation Tier; 3 minutes at Higher Tier)
- General conversation – 30 marks (3–5 minutes at Foundation Tier; 5–7 minutes at Higher Tier)

- EXAM BOARD: AQA
- EXAM BOARD WEBSITE: <https://www.aqa.org.uk/subjects/languages/gcse/french-8658>
- COURSE CODE:8658
- PROVISIONAL EXAM DATE: TBC

Paper 3: Reading

What's assessed

Understanding and responding to different types of written language

How it's assessed

- Written exam: 45 minutes (Foundation Tier), 1 hour (Higher Tier)
- 60 marks (for each of Foundation Tier and Higher Tier)
- 25% of GCSE

Questions

Foundation Tier and Higher Tier

- Section A – questions in English, to be answered in English or non-verbally
- Section B – questions in French, to be answered in French or non-verbally
- Section C – translation from French into English (a minimum of 35 words for Foundation Tier and 50 words for Higher Tier)

Paper 4: Writing

What's assessed

Communicating effectively in writing for a variety of purposes

How it's assessed

- Written exam: 1 hour (Foundation Tier), 1 hour 15 minutes (Higher Tier)
- 50 marks at Foundation Tier and 60 marks at Higher Tier
- 25% of GCSE

Questions

Foundation Tier

- Question 1 – message (student produces four sentences in response to a photo) – 8 marks
- Question 2 – short passage (student writes a piece of continuous text in response to four brief bullet points, approximately 40 words in total) – 16 marks
- Question 3 – translation from English into French (minimum 35 words) – 10 marks
- Question 4 – structured writing task (student responds to four compulsory detailed bullet points, producing approximately 90 words in total) – there is a choice from two questions – 16 marks

Higher Tier

- Question 1 – structured writing task (student responds to four compulsory detailed bullet points, producing approximately 90 words in total) – there is a choice from two questions – 16 marks
- Question 2 – open-ended writing task (student responds to two compulsory detailed bullet points, producing approximately 150 words in total) – there is a choice from two questions – 32 marks
- Question 3 – translation from English into French (minimum 50 words) – 12 marks

Top tips for revision:

1. Keep up with vocabulary learning on Memrise.
2. Complete all tasks set by DSV on Languagenut.
3. CPD Revision Guides are a useful tool for revising all four skills at home. We will also be using these in enrichment.
4. Read and listen to as much French as possible: put French subtitles on Netflix; watch French videos on TikTok/Instagram; use the apps and websites below to immerse yourself in the language!
5. Complete past papers as often as possible. Review all the papers we do in school and find out which areas you need to practise.
6. Attendance is the key! Make sure you attend all lessons and enrichment sessions. If you miss anything, contact DSV as soon as possible for catch-up work.

Good website links:

- For authentic listening materials: <https://www.podcastfrancaisfacile.com/>
- For authentic reading materials: <https://www.1jour1actu.com/>
- To practise speaking: <https://www.golingo.co.uk/> and <https://vocaroo.com/>
- BBC Bitesize: <https://www.bbc.co.uk/bitesize/subjects/zc7xpv4>
- GCSE Pod- <https://www.gcsepod.com/> Register using your school email

GCSE Geography

- EXAM BOARD: AQA
- EXAM BOARD WEBSITE: [AQA](#) | [Geography](#) | [GCSE](#) | [Geography](#)
- COURSE CODE: 8035
- PROVISIONAL EXAM DATE: TBC

Paper 1 Physical Geography

Living with the physical environment

- 3.1.1 Section A: The challenge of natural hazards
- 3.1.2 Section B: The living world
- 3.1.3 Section C: Physical landscapes in the UK

Paper 2 Human Geography

Challenges in the human environment

- 3.2.1 Section A: Urban issues and challenges
- 3.2.2 Section B: The changing economic world
- 3.2.3 Section C: The challenge of resource management

Paper 3 Geographical applications

Geographical applications

- 3.3.1 Section A: Issue evaluation
- 3.3.2 Section B: Fieldwork

Paper 1: Living with the physical environment

What's assessed

3.1.1 The challenge of natural hazards, 3.1.2 The living world, 3.1.3 Physical landscapes in the UK, 3.4 Geographical skills

How it's assessed

- Written exam: 1 hour 30 minutes
- 88 marks (including 3 marks for spelling, punctuation, grammar and specialist terminology (SPaG))
- 35% of GCSE

Questions

- Section A: answer all questions (33 marks)
- Section B: answer all questions (25 marks)
- Section C: answer any two questions from questions 3, 4 and 5 (30 marks)
- Question types: multiple-choice, short answer, levels of response, extended prose

Paper 2: Challenges in the human environment

What's assessed

3.2.1 Urban issues and challenges, 3.2.2 The changing economic world, 3.2.3 The challenge of resource management, 3.4 Geographical skills

How it's assessed

- Written exam: 1 hour 30 minutes
- 88 marks (including 3 marks for SPaG)
- 35% of GCSE

Questions

- Section A: answer all questions (33 marks)
- Section B: answer all questions (30 marks)
- Section C: answer question 3 and one from questions 4, 5 or 6 (25 marks)
- Question types: multiple-choice, short answer, levels of response, extended prose

Paper 3: Geographical applications

What's assessed

3.3.1 Issue evaluation, 3.3.2 Fieldwork, 3.4 Geographical skills

How it's assessed

- Written exam: 1 hour 30 minutes
- 76 marks (including 6 marks for SPaG)
- 30% of GCSE
- Pre-release resources booklet made available 12 weeks before Paper 3 exam

Questions

- Section A: answer all questions (37 marks)
- Section B: answer all questions (39 marks)
- Question types: multiple-choice, short answer, levels of response, extended prose

Top tips for revision:

1. Practice past exam papers. Make sure you read the questions carefully.
2. Case study information is often required. Be aware of locations and statistics. Flash cards are useful.
3. 9-mark questions- practices these at home and bring them in for your teacher to mark. This is a great way to revise.
4. Revise definitions and examples for concepts for short multiple-choice questions
5. Practice annotated diagrams for landforms-Coasts
6. Use GCSE pod for short, bite-sized videos recapping key information
7. Use the resources provided on your Geography Microsoft Teams page, including individual lesson power points, to assist your revision

Good website links:

- Revision World: [AQA GCSE Geography Past Papers - Revision World](#)
- GCSE Pod- <https://www.gcsepod.com/> Register using your school email
- Internet Geography: [Home - Internet Geography](#)

Health & Social Care

- EXAM BOARD: Cambridge Nationals
- EXAM BOARD WEBSITE: [Cambridge Nationals \(ocr.org.uk\)](https://www.ocr.org.uk)
- COURSE CODE: J829
- EXAM DATE: TBC

R032 (external/exam)	R033 internally verified	R035 internally verified
Year 11 40%	Year 10 30%	Year 11 30%
<p>In this unit students will look at:</p> <ul style="list-style-type: none"> • The rights of service users in health and social care settings • Person-centred values • Effective communication in health and social care settings • Protecting service users and service providers in health and social care settings 	<p>In this unit students will look at:</p> <ul style="list-style-type: none"> • Life stages • Supporting individuals through life events • Impacts of life events • Sources of support 	<p>In this unit students will look at:</p> <ul style="list-style-type: none"> • Current public health issues and the impact on society • Factors influencing health • Planning and creating a health promotion campaign • Delivering and evaluating a health promotion campaign

Top tips for coursework and revision:

1. Attendance is key when completing a vocational subject
2. Coursework deadlines must be met
3. To maximise coursework grades, depth is required
4. The exam is worth 40% and we start this unit at the end of January once all coursework is completed
5. From January the notes made in class are no longer to support coursework, they are for the exam in the Summer
6. Revise each topic in small chunks

Good website links:

- GCSE Pod- <https://www.gcsepod.com/> Register using your school email
- [Cambridge Nationals \(ocr.org.uk\)](http://ocr.org.uk)

GCSE History

- EXAM BOARD: AQA
- EXAM BOARD WEBSITE:
- COURSE CODE: 8145
- PROVISIONAL EXAM DATE: TBC

Germany, 1890–1945: Democracy and dictatorship

This period study focuses on the development of Germany during a turbulent half century of change. It was a period of democracy and dictatorship – the development and collapse of democracy and the rise and fall of Nazism.

Students will study the political, economic, social and cultural aspects of these two developments and the role ideas played in influencing change. They will also look at the role of key individuals and groups in shaping change and the impact the developments had on them.

Part one: Germany and the growth of democracy

Part two: Germany and the Depression

Part three: The experiences of Germans under the Nazis

Conflict and tension: the First World War, 1894–1918

This wider world depth study enables students to understand the complex and diverse interests of the Great Powers and other states. It focuses on the causes, nature and conclusion of the First World War and seeks to show how and why conflict occurred, and why it proved difficult to bring the war to a conclusion.

This study also considers the role of key individuals and groups in shaping change and how they were affected by and influenced international relations.

Part one: The causes of the First World War

Part two: The First World War: stalemate

Part three: Ending the war

GCSE History

- EXAM BOARD: AQA
- EXAM BOARD WEBSITE:
- COURSE CODE: 8145
- PROVISIONAL EXAM DATE: TBC

Britain: Health and the people: c1000 to the present day

This thematic study will enable students to gain an understanding of how medicine and public health developed in Britain over a long period of time. It considers the causes, scale, nature and consequences of short and long term developments, their impact on British society and how they were related to the key features and characteristics of the periods during which they took place. Although the focus of this study is the development of medicine and public health in Britain, it will draw on wider world developments that impacted on the core themes. Students will have the opportunity to see how some ideas and events in the wider world affected Britain and will promote the idea that key themes did not develop in isolation, but these ideas and events should be referenced in terms of their effects on the core theme for Britain and British people.

Part one: Medicine stands still

Part two: The beginnings of change

Part three: A revolution in medicine

Part four: Modern medicine

Elizabethan England, c1568–1603

This option allows students to study in depth a specified period, the last 35 years of Elizabeth I's reign. The study will focus on major events of Elizabeth I's reign considered from economic, religious, political, social and cultural standpoints, and arising contemporary and historical controversies.

Part one: Elizabeth's court and Parliament

Part two: Life in Elizabethan times

Part three: Troubles at home and abroad

Part four: The historic environment of Elizabethan England

GCSE History

Top tips for revision:

1. This is a knowledge rich curriculum, so constant revision and retrieval practice is essential from year 10 onwards.
2. Read books and articles around the subject matter to broaden your knowledge base. Those who read books always get the best grades.
3. Regularly test yourself. Ask family members to help.
4. 'The best way to learn is to teach'. Go home and tell your family all about what you have learned during each lesson. It will help you to remember.
5. There is new learning in every lesson, so it is vitally important to have good attendance. If you miss a lesson, you will miss out.

Good website links:

- GCSE Pod- <https://www.gcsepod.com/> Register using your school email

GCSE (9–1)
Specification

Computer SCIENCE

The specification overview

- EXAM BOARD: OCR
- EXAM BOARD
WEBSITE: <https://www.ocr.org.uk/qualifications/gcse/computer-science-j277-from-2020/>
- COURSE CODE: J277 01/02
- PROVISIONAL EXAM DATE: TBC



1

J277/01: Computer systems

Written paper: 1 hour and 30 minutes
50% of total GCSE 80 marks

Two papers

2

J277/02: Computational thinking, algorithms and programming

Written paper: 1 hour and 30 minutes
50% of total GCSE 80 marks

3

Practical Programming

All students must be given the opportunity to undertake a programming task(s), either to a specification or to solve a problem (or problems), during their course of study. Students may draw on some of the content in both components when engaged in Practical Programming.



OCR GCSE Computer Science Revision Checklist

OCR Component 01

Computing Systems

80 marks – 1 hour and 30 minutes, Written paper
(no calculators allowed)

1.1 – Systems Architecture

1.2 – Memory

1.3 – Storage

1.4 – Wired & Wireless Networks

1.5 – Network Topologies, Protocols & Layers

1.6 – Systems security

1.7 – Systems Software

1.8 – Ethical, Legal, Cultural & Environmental Concerns

OCR Component 02

Computational Thinking, Algorithms & Programming

80 marks – 1 hour and 30 minutes, Written paper
(no calculators allowed)

2.1 – Algorithms

2.2 – Programming Techniques

2.3 – Producing Robust Programs

2.4 – Computational Logic

2.5 – Translators & Facilities of Languages

2.6 – Data Representation

Things to help you succeed:

- GCSE Computer Science OCR Revision Guide
- GCSE Computer Science OCR Workbook
- Python Workbook

Top tips for revision:

J277/01: Computer systems

This component will assess:

- 1.1 Systems architecture
- 1.2 Memory and storage
- 1.3 Computer networks, connections and protocols
- 1.4 Network security
- 1.5 Systems software
- 1.6 Ethical, legal, cultural and environmental impacts of digital technology

J277/02: Computational thinking, algorithms and programming

This component will assess:

- 2.1 Algorithms
- 2.2 Programming fundamentals
- 2.3 Producing robust programs
- 2.4 Boolean logic
- 2.5 Programming languages and Integrated Development Environments

Good website links:

- GCSE Pod- <https://www.gcsepod.com/> Register using your school email
- Seneca Learning
- BBC bite size

GCSE Design Technology

- EXAM BOARD: AQA
- EXAM BOARD WEBSITE: [AQA | GCSE | Design and Technology | Specification at a glance](#)
- COURSE CODE: 8552
- PROVISIONAL EXAM DATE: TBC

COURSEWORK

NEA BREAKDOWN

- What's assessed
- Practical application of:
 - Core technical principles
 - Specialist technical principles
 - Designing and making principles
- How it's assessed
- Non-exam assessment (NEA): 30–35 hours approx
- 100 marks
- **50% of GCSE**

Total marks awarded

Assessment objective	Maximum mark
A01 Section A: Identifying and investigating design possibilities	10 marks
A01 Section B: Producing a Design brief and specification	10 marks
A02 Section C: Generating design ideas	20 marks
A02 Section D: Developing design ideas	20 marks
A02 Section E: Realising design ideas	10 marks
A03 Analyse and evaluate	15 marks
Total	85 marks

Task(s)

Substantial design and make task

Assessment criteria:

- 1) Identifying and investigating design possibilities – 10 MARKS
- 2) Producing a design brief and specification – 10 MARKS
- 3) Generating design ideas – 20 MARKS
- 4) Developing design ideas – 20 MARKS
- 5) Realising design ideas – 10 MARKS
- 6) Analysing & evaluating – 15 MARKS

In the spirit of the iterative design process, the above should be awarded holistically where they take place and not in a linear manner

Contextual challenges to be released annually by AQA on 1 June in the year prior to the submission of the NEA

Students will produce a prototype and a portfolio of evidence
Work will be marked by teachers and moderated by AQA

https://coreeducationtrust-my.sharepoint.com/:w:/g/personal/joakes_corearena_academy/EXjN_AruoQZMm3dkbQsZk_MB8CHdiAkbBn2O9d41pj82IA?e=BHCeyL

EXAM = 50%

COURSEWORK = 50%

Paper 1

What's assessed

- Core technical principles
- Specialist technical principles
- Designing and making principles

How it's assessed

- Written exam: 2 hours
- 100 marks
- 50% of GCSE

Questions

Section A – Core technical principles (20 marks)

A mixture of multiple choice and short answer questions assessing a breadth of technical knowledge and understanding.

Section B – Specialist technical principles (30 marks)

Several short answer questions (2–5 marks) and one extended response to assess a more in depth knowledge of technical principles.

Section C – Designing and making principles (50 marks)

A mixture of short answer and extended response questions.

Yr 11 Research & Coursework checklist

THIS YEARS WORK NEEDS TO BE MUCH MORE DETAILED AND ABSOLUTE INDEPENDENT INDIVIDUAL WORK.

1 PLAYING GAMES.

2. CLIMATE CHANGE

3. STORAGE OF PERSONAL ITEMS

- Identifying and investigating design possibilities

- Brief/Situation  30/10/23
- Analysis of the situation (mind map)
- Product analysis (looking at existing products, designers)
- Materials Research (incl Properties)
- Fixings Research
- Finishes Research
- Manufacturing techniques research
- Performance values/Sustainability
- Specification
- All drawings with measurements and borders. BS STANDARDS
- 3D card/paper modelling
- Cutting list  22/12/23
- Production Plan
- BS STANDARDS/TESTING
- Photos of making
- EVALUATION (AGAINST THE SPECIFICATION/BRIEF)

Essential Drawings!!!

- SKETCHES
- ORTHOGRAPHIC /3RD Angle View
- ISOMETRIC /3D
- CAD DRAWINGS
- Extra Drawings to communicate better understanding
- Exploded 3D
- Design development sheet
- Rendered with colour
- Section Drawing

(these will help to gain higher marks and a better overall grade)

Top tips for revision:

1. Use the revision booklet RESOURCE A & B to cover all the course content on the right
2. Research the internet to search for answers, take readable notes
3. Create flash cards and repeatedly test yourself with them
4. Use BBC BITESIZE
5. Use GCSE POD

- INDUSTRY AND ENTERPRISE
- SUSTAINABILITY/ENVIRONMENT
- PEOPLE CULTURE AND SOCIETY
- PRODUCTION TECHNIQUES
- INFORMING DESIGN DECISIONS
- ENERGY GENERATION
- ENERGY STORAGE
- MODERN MATERIALS
- SMART MATERIALS
- COMPOSITE MATERIALS & TECHNICAL TEXTILES
- SYSTEMS APPROACH TO DESIGN
- ELECTRONIC SYSTEMS PROCESSING
- MECHANICAL DEVICES
- PAPERS AND BOARDS
- TIMBERS
- METALS AND ALLOYS
- POLYMERS
- TEXTILES
- FORCES AND STRESSES
- IMPROVING FUNCTIONALITY
- ECOLOGICAL AND SOCIAL FOOTPRINT
- THE 6 Rs
- SCALES OF PRODUCTION
- SOURCES AND ORIGINS OF WOODS
- WORKING WITH WOOD
- COMMERCIAL MANUFACTURING
- INVESTIGATION, PRIMARY SECONDARY AND TERTIARY RESEARCH
- THE WORK OF OTHERS
- DESIGN STRATEGIES
- COMMUNICATION OF DESIGN IDEAS
- SELECTION OF MATERIALS
- TOLERANCES
- MATERIAL MANAGEMENT
- TOOLS, EQUIPMENT, TECHNIQUES AND FINISHES
- SURFACE TREATMENTS/FINISHES

Good website links:

- GCSE Pod- <https://www.gcsepod.com/> Register using your school email
- BBC bitesize
- TECHNOLOGY STUDENT - DESIGN AND TECHNOLOGY (technologystudent.com)

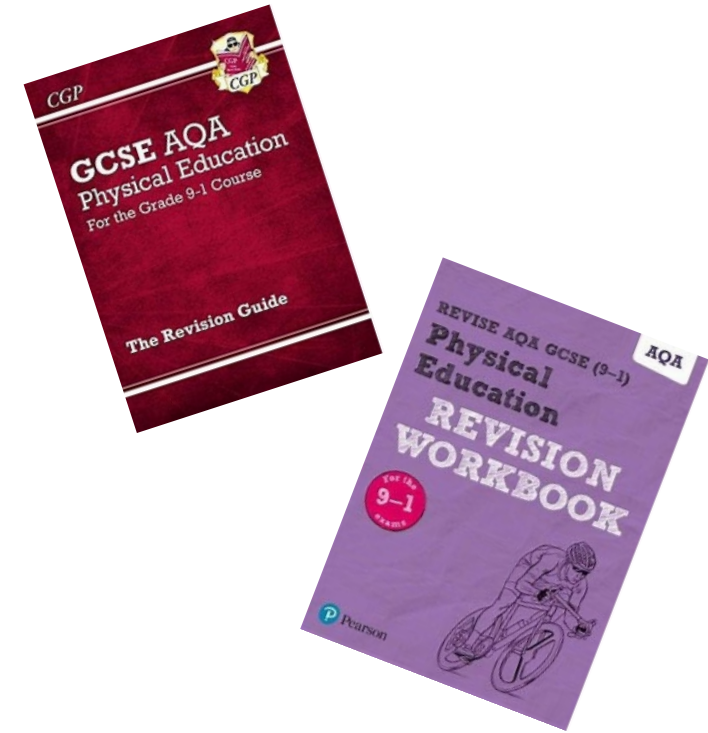
GCSE Physical Education

- EXAM BOARD: AQA
- EXAM BOARD WEBSITE: <https://www.aqa.org.uk/subjects/physical-education/gcse/physical-education-8582/specification-at-a-glance>
- COURSE CODE: 8582
- PROVISIONAL EXAM DATE: TBC

Paper 1: The human body and movement in physical activity and sport	Paper 2: Socio-cultural influences and well-being in physical activity and sport	Practical performance in physical activity and sport
<p><u>What's assessed</u></p> <ul style="list-style-type: none"> - Applied anatomy and physiology - Movement analysis - Physical training - Use of data <p><u>How it's assessed</u></p> <p>Written exam: 1 hour 15 minutes</p> <p>Out of 78 marks</p> <p>30% of GCSE grade</p>	<p><u>What's assessed</u></p> <ul style="list-style-type: none"> - Sports psychology - Socio-cultural influences - Health, fitness and well-being - Use of data <p><u>How it's assessed</u></p> <p>Written exam: 1 hour 15 minutes</p> <p>Out of 78 marks</p> <p>30% of GCSE grade</p>	<p><u>What's assessed</u></p> <p>Practical performance in three different physical activities in the role of player/performer (one in a team activity, one in an individual activity and a third in either a team or in an individual activity).</p> <p>Analysis and evaluation of your performance to bring about improvement in one activity.</p> <p><u>How it's assessed</u></p> <p>Assessed by teachers</p> <p>Practical Moderation by AQA</p> <p>100 marks</p> <p>40% of GCSE grade</p>

Top tips for revision:

1. Familiarise yourself with the topics that will be covered for each paper and ensure you do not mix them up.
2. Start your revision early and do a bit of revision each week to help you remember all of the information.
3. Use pictures and practical to help you remember information.
4. Get your family to test you and make it fun.
5. Attendance to all lessons is key to ensure you do not miss valuable learning/information
6. You need to be assessed in sports you can score the highest in so make selections wisely with the advice of your teacher.



Good website links:

- **GCSE Physical Education - AQA - BBC Bitesize** - <https://www.bbc.co.uk/bitesize/examspecs/zp49cwz>
-  **Free AQA PE GCSE Revision | Seneca (senecalearning.com)** - <https://senecalearning.com/en-GB/blog/free-aqa-pe-gcse-revision>
- **2022 AQA GCSE PE Revision (theeverlearner.com)** - <https://pages.theeverlearner.com/2022-aqa-gcse-pe-revision>
- GCSE Pod- <https://www.gcsepod.com/> Register using your school email

BTEC Digital IT

- EXAM BOARD: Pearson
- WEBSITE: <https://qualifications.pearson.com/en/qualifications/btec-tech-awards/digital-information-technology-2022.html>
- COURSE CODE: 603/7050/6
- PROVISIONAL EXAM DATE: TBC



**BTEC Level 1/Level 2
Tech Award in Digital
Information Technology**

Pearson BTEC
Tech Award Level 1/2

Course Consists of 3 Units

Component 1: Exploring User Interface Design Principles and Project Planning Techniques

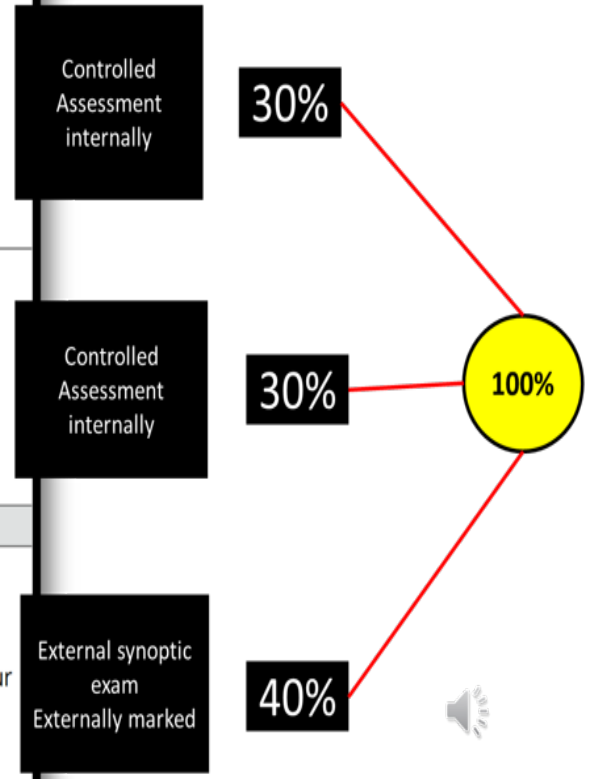
Component 2 : Collecting, Presenting and Interpreting Data

Component 3 : Effective Digital Working Practices

All units are assessed in **exam conditions**.

Pass, Merit, Distinction, Distinction *

Component	Description of Pearson-set Assignment
Component 1: Exploring User Interface Design Principles and Project Planning Techniques	Non-exam internal assessment set by Pearson, marked by the centre and moderated by Pearson. The Pearson-set Assignment will be completed in approximately 6 hours of supervised assessment. 60 marks.
Component 2: Collecting, Presenting and Interpreting Data	Non-exam internal assessment set by Pearson, marked by the centre and moderated by Pearson. The Pearson-set Assignment will be completed in approximately 6 hours of supervised assessment. 60 marks.
Component	Description of external assessment
Component 3: Effective Digital Working Practices	External assessment set and marked by Pearson, completed under supervised conditions. The assessment will be completed in 1 hour 30 minutes within the period timetabled by Pearson. 60 marks.



BTEC Level ½ Tech Award Command Words

Command verbs	Definition
Describe	To give an account of something, such as steps in a process or characteristics of something. The response should be developed as they are often linked, but do not need to include a justification or reason.
Discuss	Identify the issue/situation/problem/argument that is being assessed in the question. Explore all aspects of an issue/situation/problem/argument etc. by reasoning or argument.
Draw	Produce an annotated process either in the form of an information flow or data flow diagram
Evaluate	Review information then bring it together to form a conclusion, drawing on evidence, including strengths, weaknesses, alternative actions, relevant data or information. Come to a supported judgement of a subject's qualities and relation to its context.
Explain	An explanation that requires a justification/exemplification of a point. The answer must contain some element of reasoning/justification.
Give/State/Name	Require recall of one or more pieces of information.
Identify	Usually requires some key information to be selected from a given stimulus/resource.

Component 1

Internally Assessed (Coursework)

In this Unit you will develop your understanding of what makes an effective user interface and how to effectively manage a project. You will use this understanding to plan, design and create a user interface.

To help you:

- Learning Aim A Knowledge Organiser
- Learning Aim B Knowledge Organiser
- BTEC Level ½ Tech Award Digital Information Technology Student Book

Component 2

Internally Assessed (Coursework)

In this Unit you will understand the characteristics of data and information and how they help organisations in decision making. You will use data manipulation methods to create a dashboard to present and draw conclusions from information.

To help you:

- Component 2 Help Sheet
- BTEC Level ½ Tech Award Digital Information Technology Student Book

Component 3

Externally Assessed (Exam Jan 2023)

In this Unit you will explore how organisations use digital systems and the wider implications associated with their use.

The exam is 1 hour and 30 minutes long and has 60 marks available.

To help you:

- Pearson REVISE BTEC Tech Award Digital Information Technology Revision Guide
- BTEC Level ½ Tech Award Digital Information Technology Student Book
- Digital Information Technology Revision Checklist
- Sample papers

Top tips for revision:

A Modern Technologies

B Cyber security

C Implications of digital systems

D Planning and communication

Good website links:

- GCSE Pod- <https://www.gcsepod.com/> Register using your school email

GCSE Photography

- EXAM BOARD: AQA
- EXAM BOARD WEBSITE: [AQA | Art and Design | GCSE | Art and Design](#)
- COURSE CODE: 8206
- PROVISIONAL EXAM DATE: TBC

Component 1: Portfolio

What's assessed

A portfolio that in total shows explicit coverage of the four assessment objectives. It must include a sustained project evidencing the journey from initial engagement to the realisation of intentions and a selection of further work undertaken during the student's course of study.

How it's assessed

- No time limit
- 96 marks
- 60% of GCSE

Non-exam assessment (NEA) set and marked by the school/college and moderated by AQA during a visit. Moderation will normally take place in June.

The portfolio is made up of two projects: the Key Concepts unit and the Portraiture unit. The Portraiture unit is the sustained project and will provide the best evidence for all four assessment objectives.

Component 2: Externally set assignment

What's assessed

Students respond to their chosen starting point from an externally set assignment paper relating to their subject title, evidencing coverage of all four assessment objectives.

How it's assessed

- Preparatory period followed by 10 hours of supervised time
- 96 marks
- 40% of GCSE

The ESA will be launched week beginning 8th January 2024 once the starting points are released from AQA. This unit follows the same structure as the sustained portfolio project with a condensed timescale.

Final date of submission for both components is the date of the first timed exam.
There is no written exam paper but there is a 10-hour timed practical exam.

Top tips for revision:

1. Attend weekly enrichment to ensure project tasks are up to date and to gain teacher support. This allows for further progression of initial work and reduces stress linked to workload.
2. Ensure that your project has progressed to include personal responses. This is the best way to gain marks across all four assessment objectives, initial photoshoots are limited in terms of the marks that can be awarded.
3. Remember that every piece of work contributes to your final grade, consistency of effort and skill is vital to success.
4. Reflect upon your work and adapt your technique. Don't settle for an 'ok' shot, keep experimenting with settings, lighting ect until you achieve the desired result.
5. Don't copy the chosen artist's style, be inspired by their ideas and methodology.
6. Choose a subject matter that you are interested in and can gain access to for primary photos. If you choose landscapes for instance, are you willing and able to access these locations?
7. Create a consistent powerpoint slide design and keep this consistent throughout. This will help your work look professional and be easier for moderators to follow.
8. Do not leave it all until the last minute as you won't be able to demonstrate your potential.

Good website links:

- GCSE Pod- <https://www.gcsepod.com/> Register using your school email
- You tube: Adorama video tutorials, Quentin Carpenter editing tutorials, Mr E's Art Club video tutorials
- [PetaPixel | Photography and Camera News, Reviews, and Inspiration](#)
- [AQA | Art and Design | Subject content | Photography](#)

- EXAM BOARD: AQA
- EXAM BOARD WEBSITE: [AQA | Subjects | Sociology | GCSE](#)
- COURSE CODE: 8192
- PROVISIONAL EXAM DATE: TBC

Paper 1: The sociology of families and education

What's assessed

- The sociology of families
- The sociology of education
- Relevant areas of social theory and methodology

Students will be expected to draw on knowledge and understanding of the entire course of study to show a deeper understanding of these topics.

How it's assessed

- Written exam: 1 hour 45 minutes
- 100 marks
- 50% of GCSE

Questions

- Section A has two multiple choice questions followed by a range of short and extended responses.
- Section B has two multiple choice questions followed by a range of short and extended responses.



Paper 2: The sociology of crime and deviance and social stratification

What's assessed

- The sociology of crime and deviance
- The sociology of social stratification
- Relevant areas of social theory and methodology

Students will be expected to draw on knowledge and understanding of the entire course of study to show a deeper understanding of these topics.

How it's assessed

- Written exam: 1 hour 45 minutes
- 100 marks
- 50% of GCSE

Questions

- Section A has two multiple choice questions followed by a range of short and extended responses.
- Section B has two multiple choice questions followed by a range of short and extended responses.

Top tips for revision:

1. Attend weekly enrichment to ensure project tasks are up to date and to gain teacher support. This allows for further progression of initial work and reduces stress linked to workload.
2. Make use of the online flashcards on Tutor2u Sociology by selecting a topic and revising the flashcard.
3. Watch and make notes/revision material on the Tutor2u Sociology topic videos under the 'Collections' tab.
4. Design your own flashcards – Flashcards enable you to practice a broad range of retrieval techniques. Use your laminated knowledge organisers which you will receive next week as the foundation for making accurate and precise flashcards with the exact knowledge you need to recall.
5. Practice past exam papers. Make sure you read the questions carefully.
6. 12-mark questions- practice these at home and bring them in for your teacher to mark. This is a great way to revise.
7. If you lose your knowledge organiser you can access the online version on the Chase Terrace Academy website which is linked below.

Good website links:

- [Sociology | Sociology | tutor2u](#)
- [AQA | Sociology | GCSE | Sociology](#)
- [Sociology – Chase Terrace Academy](#)

BTEC Performing Arts

WJEC Level 1/2 Vocational Award in Performing Arts (Technical Award)

- EXAM BOARD: WJEC
- EXAM BOARD WEBSITE: [Level 1/2 Vocational Award in Performing Arts \(wjec.co.uk\)](http://www.wjec.co.uk)
- COURSE CODE: 5639
- PROVISIONAL EXAM DATE: TBC

Summary of Assessment	
Unit 1: Performing Controlled assessment: 10 hours 30% of qualification	60 marks
The assignment brief, which will include a scenario and several tasks, will be available via the WJEC Secure Website, and will remain the same for the lifetime of the specification.	
Unit 2: Creating Controlled assessment: 10 hours 30% of qualification	60 marks
An assignment brief will be provided by WJEC which will include a scenario and several tasks, available via the WJEC Secure Website.	
Unit 3: Performing Arts in Practice External controlled assessment: 20 hours 40% of qualification	80 marks
An assignment brief will be provided by WJEC which will include a scenario and several tasks, available via the WJEC Secure Website.	

A01

Demonstrate knowledge and understanding from across the specification.

A02

Apply skills (including practical skills), knowledge and understanding in a variety of contexts and in planning and carrying out investigations and tasks.

A03

Analyse and evaluate information, making reasoned judgements and presenting conclusions.

	A01	A02	A03	Total
Unit 1	5%	15%	10%	30%
Unit 2	5%	15%	10%	30%
Unit 3	10%	20%	10%	40%
Overall weighting	20%	50%	30%	100%

Top tips for revision/progress:

1. Attend weekly enrichment to complete compositions and devising as well as accessing teacher support with homework tasks.
2. Remember that as this is a coursework only course, every outcome counts. Consistency of effort and quality is vital for success.
3. Revise key techniques and practitioners on a weekly basis as these form part of all tasks.
4. This is an independent course and you must take a proactive approach to refining your work.
5. Develop a critical approach to your work, consider and make clear the impact of research and all decision making.
6. Your practical elements carry the most weight – practise, practise, practise!

Good website links:

- [Styles, genres and practitioners - GCSE Drama Revision - WJEC - BBC Bitesize](#)
- [GCSE Drama - Eduqas - BBC Bitesize](#)
- [GCSE Music - BBC Bitesize](#)
- [GCSE Music - Eduqas - BBC Bitesize](#)
- GCSE Pod- <https://www.gcsepod.com/> Register using your school email

CNAT Sports Studies

- EXAM BOARD: OCR
- EXAM BOARD WEBSITE: [Cambridge Nationals - Sport Studies Level 1/Level 2 – J829 \(ocr.org.uk\)](https://www.ocr.org.uk)
- COURSE CODE: J829
- PROVISIONAL EXAM DATE: TBC

Unit no.	Unit title	Unit ref. no. (URN)	Guided learning hours (GLH)	How are they assessed?	Mandatory or optional
R184	Contemporary issues in sport	J/618/5942	48	E	M
R185	Performance and leadership in sports activities	L/618/5943	48	N	M
R186	Sport and the media	R/618/5944	24	N	O

R185 – Performance and leadership in sports activities – coursework unit completed in year 10 and is 40% of your grade.

R186 – Sports and the media – Coursework unit completed in year 11 and is 20% of your grade

R184 – Contemporary issues in sport – external exam at the end of year 11, exam is 1 hour and 15 minutes carrying a total of 70 marks and is 40% of your grade.

Top tips for revision:

1. Attendance to lessons and any enrichment is essential to ensure you have the information you need.
2. Make sure you have real life sporting examples to support your knowledge and understanding of topics.
3. Use revision guides/online revision to start your revision early.
4. Make a note of any topics you are unsure about and ask for help.
5. Use your family to test you with quizzes and make it fun.



Good website links:

- [Cambridge Nationals - Sport Studies Level 1/Level 2 – J829 \(ocr.org.uk\)](https://www.ocr.org.uk/qualifications/cambridge-nationals/sport-studies-level-1-2-j829/) - <https://www.ocr.org.uk/qualifications/cambridge-nationals/sport-studies-level-1-2-j829/>
- GCSE Pod- <https://www.gcsepod.com/> Register using your school email