

Remote Learning (Online Lessons)

Key Message:

- On Thursday 27th April 2023 and Tuesday 2nd May, Years 7-10 will be having online lessons
- Year 11 will attend the Academy as normal

Strike Action

- Also known as taking ‘industrial action’
- Unions on behalf of their members negotiate with the government for different things, including increases in pay and better working conditions.
- If the unions and government can’t agree then the members of the union can vote to strike.
- There are different teaching unions and some of them have voted and decided to strike.

Why are teachers striking?



Teachers salary is effectively less than 23% of what it was in 2010.

The Government want to increase pay by 5%, but the teaching unions believe it should be more.

Also, there is a teacher recruitment and retention crisis. The Unions want the Government to do more to help the Teaching profession



When are teachers striking in Birmingham?

- Thursday 27th April
- Tuesday 2nd May

Remember the strike is happening because of a national dispute between the unions and the government and not because of any issues at our Academy

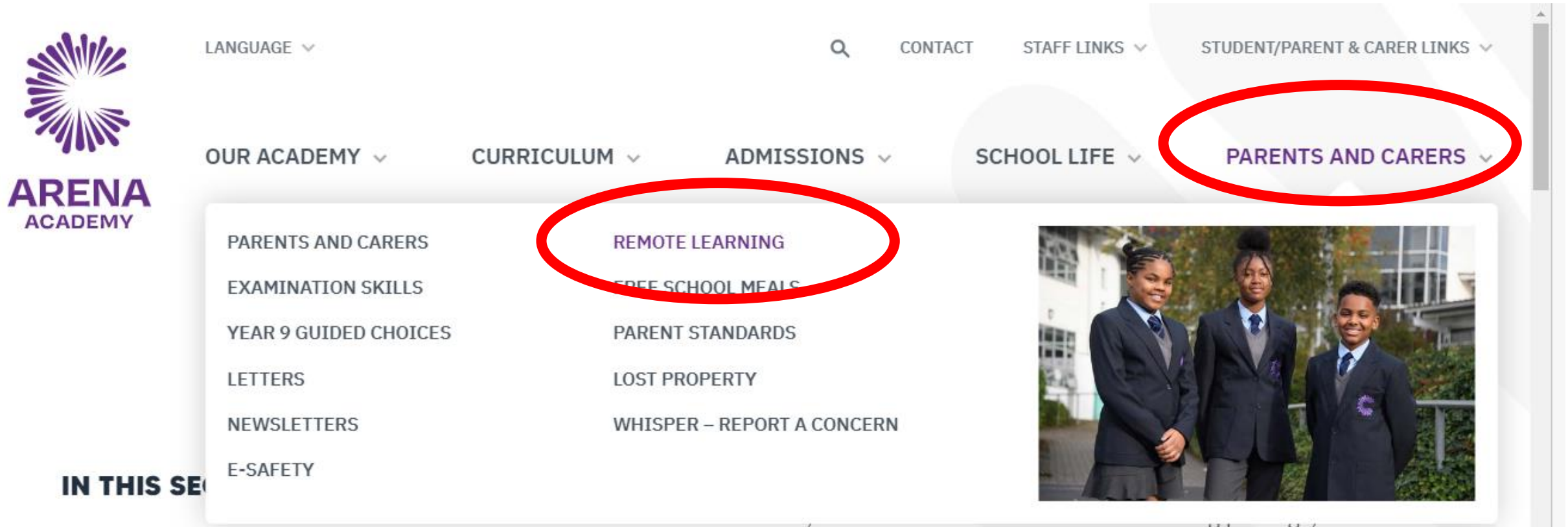


What will happen on Thursday 27th April 2023?

- Year 11 will attend the Academy as usual in full school uniform as there are only 3 school weeks before their Final GCSE exams. Year 11 are to come into school before 8:35am and go to the hall for an assembly. All students will be given a slip with a plan for the day.
- Years 7-10 will log into the Academy website and follow a timetable of lessons. Year 7 – 10 are not to come into school.
- The work for KS3 involve activities in our Summer reading challenge
- Year 10 will be completing English, Math and Science revision in preparation for CT2 exams.
- The next few slides will show you how to access the online timetable with the links to the lessons.

How to get to our Remote learning page on the website – For Years 7 - 10

- Google 'Arena Academy Website'
- Click on 'Parents and Carers'
- Click on 'Remote Learning'



IN THIS SECTION

PARENTS AND CARERS

EXAMINATION SKILLS

YEAR 9 GUIDED CHOICES

LETTERS

NEWSLETTERS

E-SAFETY

REMOTE LEARNING

FREE SCHOOL MEALS

PARENT STANDARDS

LOST PROPERTY

WHISPER – REPORT A
CONCERN

ONLINE TIMETABLE WEDNESDAY 1ST FEBRUARY

The link below will download the online timetable for Wednesday 1st February when year 7 through to year 10 will be learning from home. The PDF file contains links that will take students to their learning for each period.



**REMOTE LEARNING
TIMETABLE**

Below are user guides to both Microsoft Teams and GCSEPod.



**ARENA ACADEMY -
MICROSOFT TEAMS -
STUDENT GUIDE**



**MICROSOFT TEAMS -
STUDENT GUIDE**



**GCSEPOD - ARENA
ACADEMY STUDENT
LOGIN GUIDE**

Click on 'Remote Learning Timetable'



Online Independent Learning Timetable



Time		Year 7, 8 and 9	Year 10	
09.00- 10.00 Lesson 1	Subject	Lexia Summer Reading Challenge	English	
	Topic	Complete one of the activities from the bingo board for each lesson. If you complete a line, either horizontally or vertically, take a photo or video or bring in your written responses and take them to Miss Poole in the library for your "Reading Core Points".	Read the poem "Exposure" completing the Exposure activity worksheet as you do this.	
10.00- 11.00 Lesson 2	Subject	Lexia Summer Reading Challenge	Complete the sample English practice paper.	
	Topic	Complete one of the activities from the bingo board for each lesson. If you complete a line, either horizontally or vertically, take a photo or video or bring in your written responses and take them to Miss Poole in the library for your "Reading Core Points".		
11.25- 12.25 Lesson 3	Subject	Lexia Summer Reading Challenge	Science	
	Topic	Complete one of the activities from the bingo board for each lesson. If you complete a line, either horizontally or vertically, take a photo or video or bring in your written responses and take them to Miss Poole in the library for your "Reading Core Points".	Complete one of the revision booklets for Biology and Chemistry in preparation for your CT2 exams. Work through the command words slides and make sure that you know what to do to answer each question on the paper.	
12.25- 1.25 Lesson 4	Subject	Lexia Summer Reading Challenge	Mathematics	
	Topic	Complete one of the activities from the bingo board for each lesson. If you complete a line, either horizontally or vertically, take a photo or video or bring in your written responses and take them to Miss Poole in the library for your "Reading Core Points".	Foundation: Complete 2to 3 of the practice papers: 1. <u>Integers</u> 2. Indices 3. Simplifying expressions 4. Time tables 5. Fractions 6. Equations	Higher: Complete 2 to 3 of the practice papers: 1. Number 2. Expand, factorise 3. Averages 4. Fractions 5. Polygons 6. <u>Pythag</u> 7. Linear graphs
2.10- 3.10 Lesson 5	Subject	Lexia Summer Reading Challenge		
	Topic	Complete one of the activities from the bingo board for each lesson. If you complete a line, either horizontally or vertically, take a photo or video or bring in your written responses and take them to Miss Poole in the library for your "Reading Core Points".		



Summer Reading Challenge



Summer Reading Bingo Challenge

Your reader can boost their literacy skills all summer long with these fun activities. Have them go for five in a row, or try to fill the whole board!

Create a presentation that shows how two sports are alike and how they're different. Use compare and contrast signal words and phrases like in <i>contrast</i> and <i>similarly</i> .	<i>depart • prohibit • oppose • remote • investigate</i> For each word, write a synonym and an antonym. Then, think of your own set of related words.	Find a comic strip that shows a series of events. Without looking ahead, remove the last panel. Draw your own version of what you predict might happen next.	Start a word collection. Listen for words you don't know, look up their definitions, and write them down. Add a star next to each word every time you use it yourself!	In a book you're reading, find and list ten adjectives, ten adverbs, and five conjunctions. Use those words to write a short story.
Find a poem you like, and practice reading it aloud. Then, create a beat to go with it. (Try tapping a pencil on a table!) Record yourself reading the poem in rhythm to the beat.	Some prefixes are related to numbers. Write three words for each of these prefixes: <i>uni-</i> (one), <i>bi-</i> (two), <i>tri-</i> (three), <i>quad-</i> (four), <i>quint-</i> (five), and <i>centi-</i> (hundred).	Read two texts on the same topic. Use a Venn diagram to show which information is in both texts and which is in only one.	<i>train • limit • staple • raise • crop</i> These words can be a noun or a verb. Write two sentences for each - one using the word as a noun and one as a verb.	Find an example of each of these text features: a table of contents, an index, a glossary, a labeled photo, a heading, and a subheading.
<i>innovation • result • productive • progress • consequence</i> Look up the definition of each word, and write it down. Then, write a paragraph using all five words.	In a book you're reading, find five words you don't know. Try to figure out the meaning by looking for clues in the words around it. Then, use a dictionary to check your guesses.	FREE SPACE	Find at least one word for each of these Greek roots: <i>arch</i> (chief), <i>dem</i> (people), <i>psych</i> (mind), <i>graph</i> (written), <i>therm</i> (heat), <i>auto</i> (self), and <i>pod</i> (foot). Use a dictionary to help!	Use the letters in <i>Lexia Summer Reading Bingo Challenge</i> to make as many smaller words as you can.
Write at least one word for each of these Latin roots: <i>ject</i> (to throw), <i>port</i> (to carry), <i>tact</i> (to touch), <i>rupt</i> (to break), <i>form</i> (to make), and <i>vis</i> (to see). Use a dictionary to help!	Read a biography or an autobiography. List five facts you learned from the book.	<i>extend • reinforce • construct • contribute • frequent</i> For each word, write a synonym and an antonym. Then, think of your own set of related words.	Read a realistic fiction book. What lesson do the characters learn about life? Write a paragraph about this theme.	<i>outline • coast • design • challenge • practice</i> These words can be a noun or a verb. Write two sentences for each - one using the word as a noun and one as a verb.
Read a science fiction or fantasy book. Describe a character who reminds you of someone you know or a scene from the book that reminds you of something in your life.	Write at least one word for each of these Greek word parts: <i>bio</i> (life), <i>phys</i> (body), <i>phon</i> (sound), <i>tele</i> (far), <i>micro</i> (small), and <i>biblio</i> (book). Use a dictionary to help!	<i>accurate • factor • investigate • restrict • similar</i> Look up the definition of each word, and write it down. Then, write a paragraph using all five words.	Play a game of catch. Pick a prefix (<i>multi-</i> or <i>anti-</i>) or suffix (<i>-ist</i> or <i>-ity</i>). Say a word with that word part, and pass the ball, thinking of a new word each time.	Read two books by the same author. Draw a Venn diagram to show what is similar and what is different.

Complete one of the activities from the bingo board for each lesson.

If you complete a line, either horizontally or vertically, take a photo or video or bring in your written responses and take them to Miss Poole in the library for your “Reading Core Points” and Arena Awards.

Find a comic strip that shows a series of events. Without looking ahead, remove the last panel. Draw your own version of what you predict might happen next.

Online learning Support

- If you need any support, contact us using MS Teams.
- Make sure you leave here today with your school email address which will allow you to log into MS Teams and GCSEPod.
- MS Teams isn't social media.
- MS Teams will be monitored so remember to be respectful and polite at all times.



Year 7 - Remote Learning



Y8 - Remote Learning



Y9 - Remote Learning



Y10 - Remote Learning

Plan for Wednesday 26th April and Friday 28th April

- Students in Years 7 – 10 who normally have free school meals can **collect a packed lunch at 3:10 from Arena Central.** *(please put this in the fridge tonight and eat it tomorrow)*
- Students in years 7 – 10 who may have difficulty accessing the internet on Thursday or Tuesday can collect paper-based work at 3:10 today in Arena Central.

Key Messages

- Years 7-10 to stay at home and follow their on-line learning timetable
- If you have difficulty accessing the internet from home you can collect paper-based packs as well as your packed lunch after school today
- Use MS word to make notes and answer questions
- If you need any support use the chat on your MS Teams
- If you finish your lesson early, **give 100% by logging into GCSEPod and watching some Pods and answering questions**
(GCSEPod link is on the Remote Learning webpage)



How to log into GCSEPod?

How do you get it?

You have already been registered with GCSEPod so:

1. Go to www.gcsepod.com and click **Login**
2. Select the 'sign in with office 365' button.
3. Accept the terms and conditions, you are ready to go!
4. If you are unable to log in with Office 365, your log in details are your school email address and password is Arena23!

Assignments

View homework set by your teacher, watch Pods and answer questions to help test your knowledge on a topic. Watch automatically created boosted playlists to fill any knowledge gaps once your assignment has been marked.

Learning Activities

Choose from a range of activities to enhance your learning and cement the knowledge you've learned from our Pods. Perfect for creating your own revision materials!

Apps

Download our free GCSEPod app in the Apple App Store or in the Android Play Store. Once downloaded, use the apps to access Pods on the go and download them for offline viewing.

Playlists

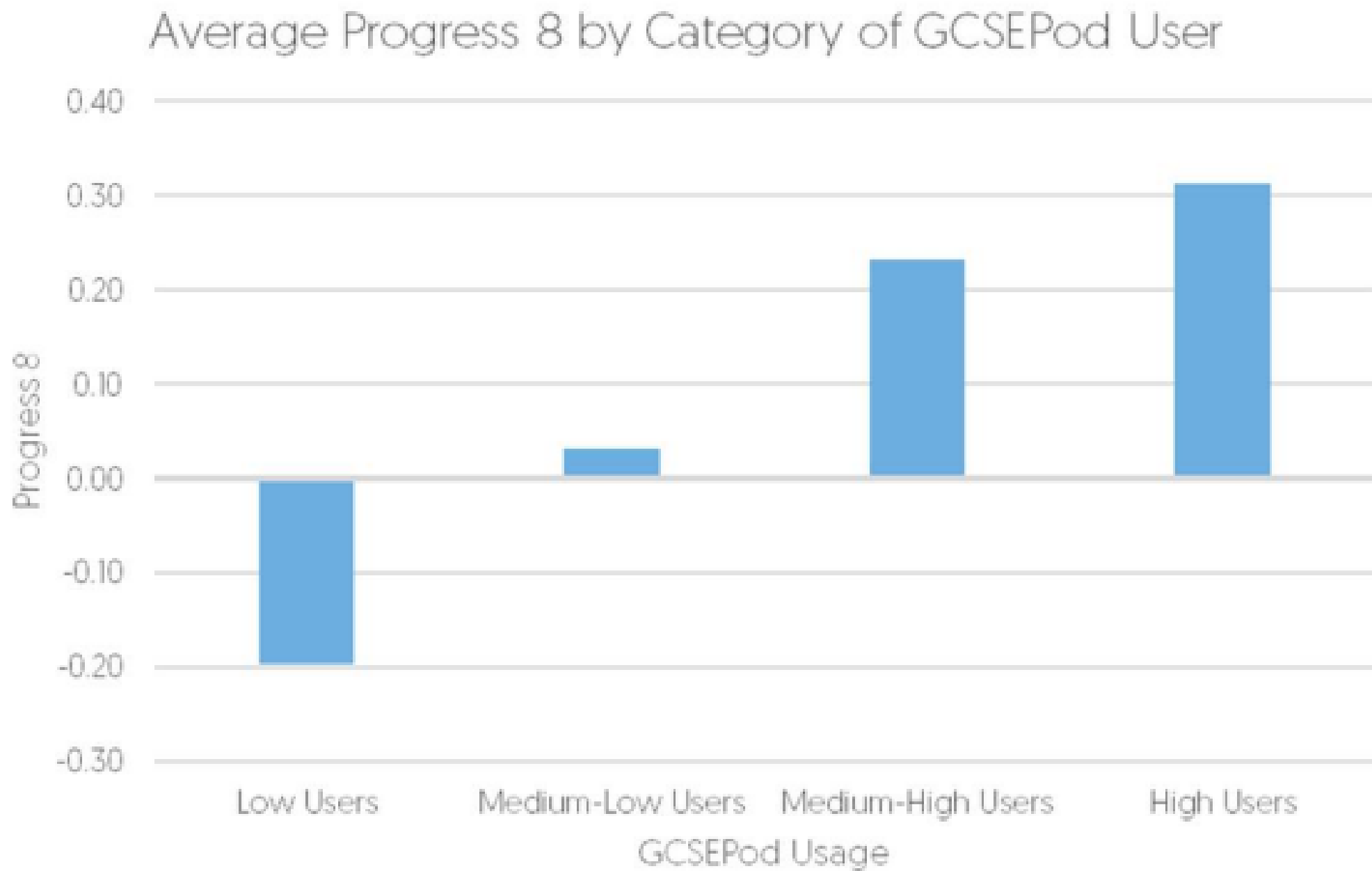
Create a new playlist, give it a name, add some Pods and save. Watch the playlist online to brush up on your knowledge or download it and take it out and about with you on your device.

Check & Challenge

Test your knowledge on Pods by completing quizzes and questions. Receive instant feedback on your answer with helpful tips to help you understand why it's right or wrong.

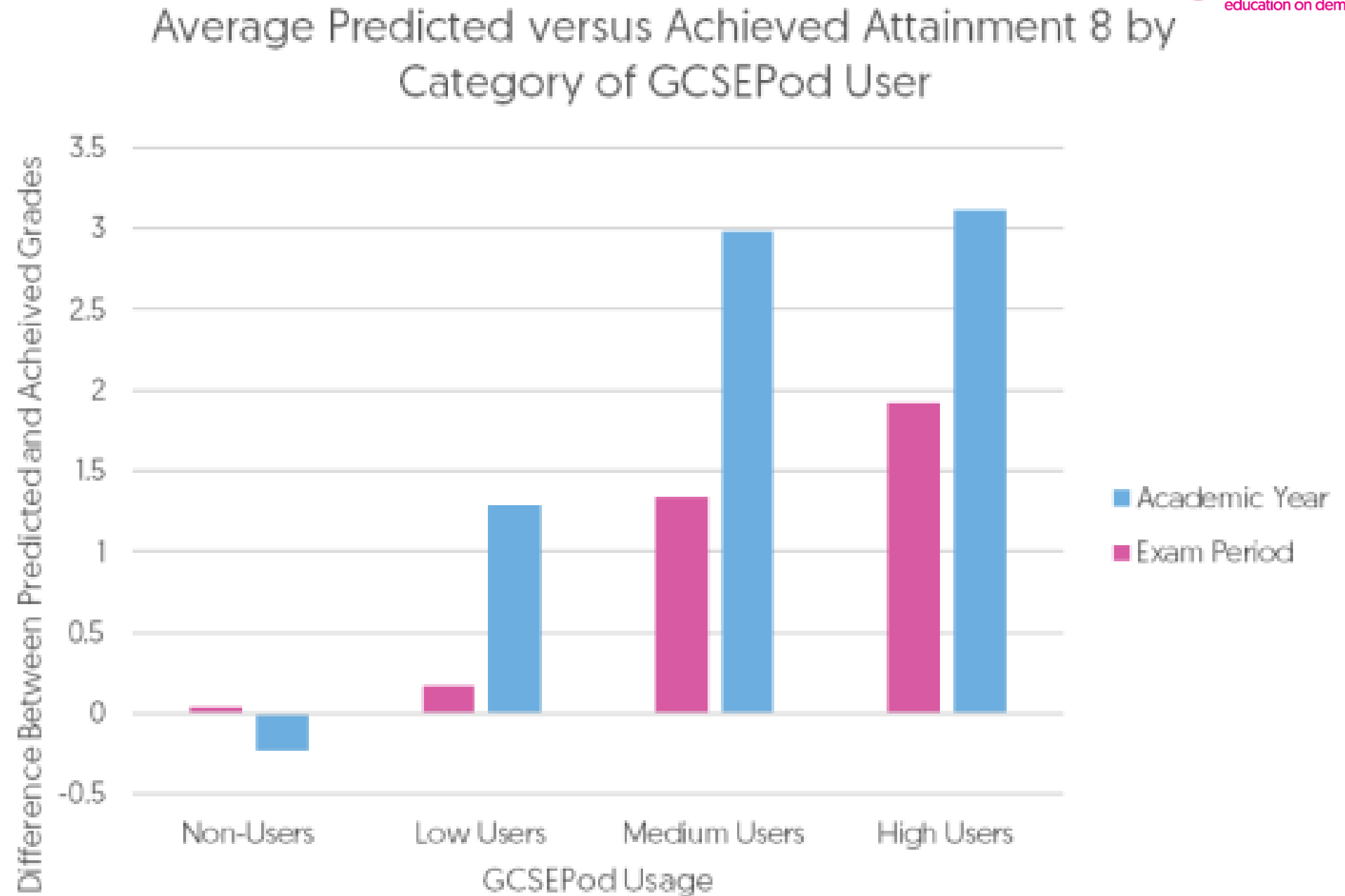
Why use GCSEPod?

The more
you use
GCSEPod the
better your
exam results
grades



When should I start using GCSEPod?

The earlier
you start
using
GCSEPod the
better your
exam results





Your Academy Username

The usernames have a two digit number and your full name.

Click sign in and sign in with your full school email address which is your computer username followed by
.....@corearena.academy

Example 1: John Smith is in year 7, so his email address is
22jsmith@corearena.academy

Example 2: Amy Jones is in year 8, so her email address is
21ajones@corearena.academy

- Year 7 start with 22
- Year 8 start with 21
- Year 9 start with 20
- Year 10 start with 19
- Year 10 start with 18

GCSEPod Password:
Arena23!

Key Messages

- Y11 to attend the Academy as normal in full school uniform
- Years 7-10 to stay at home on Thursday 27th April and Tuesday 2nd May and follow their online learning timetable
- If you have difficulty accessing the internet from home you can collect paper-based packs as well as your packed lunch afterschool today from the canteen.
- Use MS word to make notes and answer questions
- If you need any support we have a helpdesk on the MS Teams
- If you finish your lesson early, **give 100% by logging into GCSEPod and watching some Pods and answering questions**