



ARENA
ACADEMY



ARENA
ACADEMY

Going for Gold Parent Session

What are your biggest concerns as your child prepares to sit their GCSE examinations?

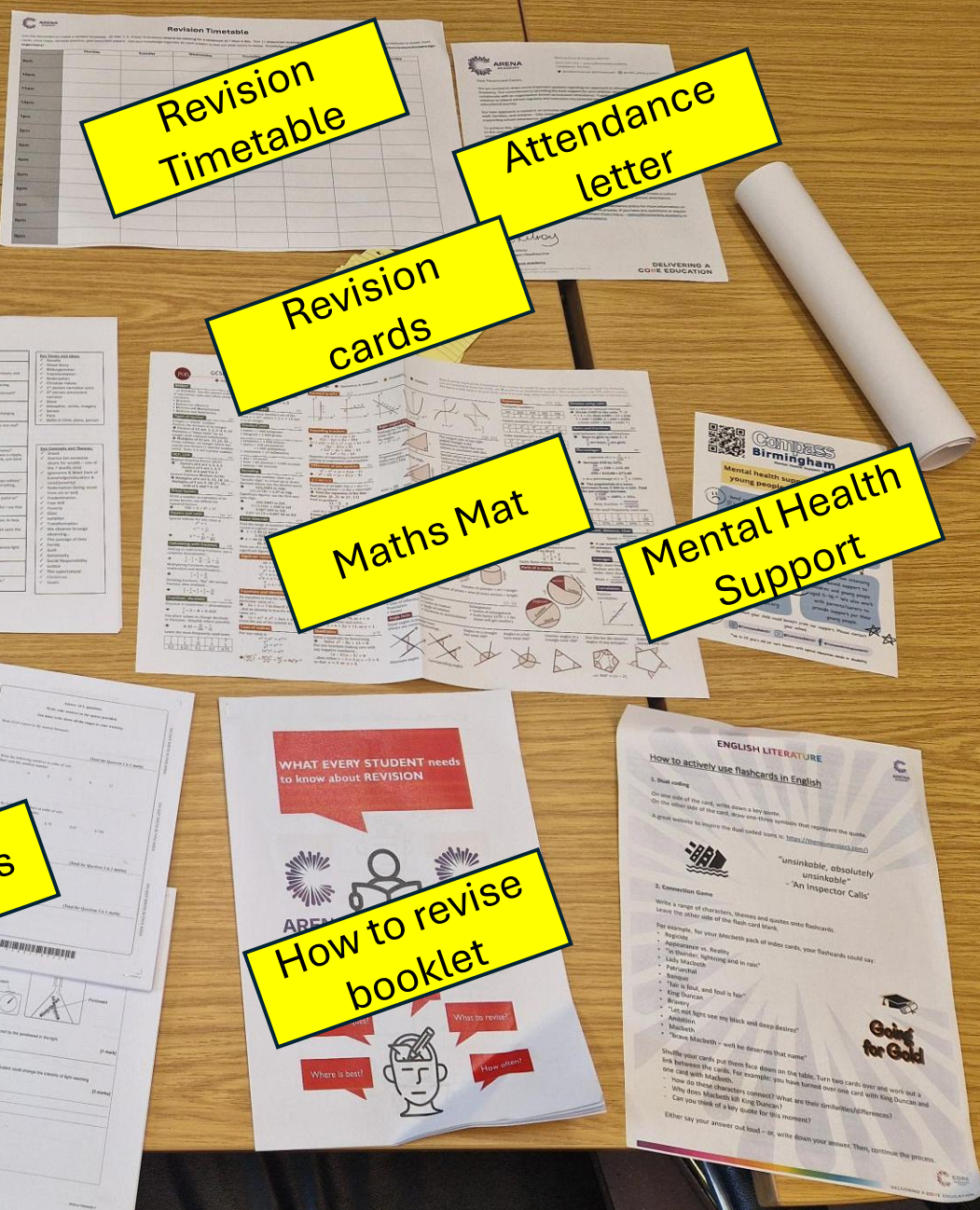
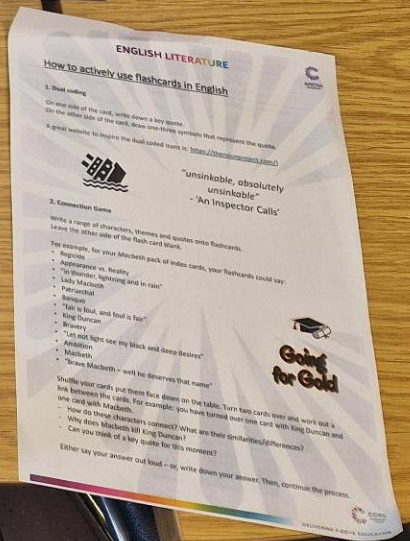
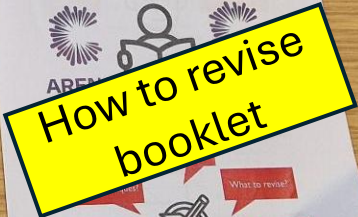
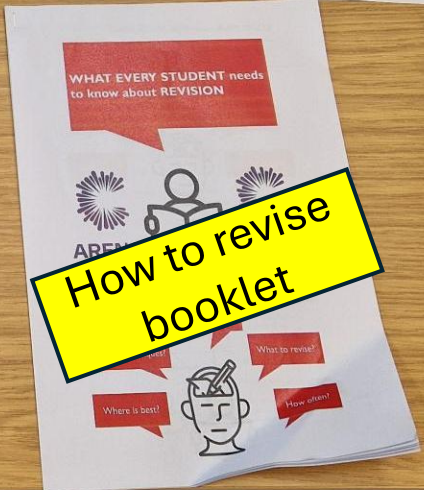
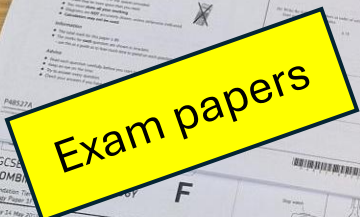
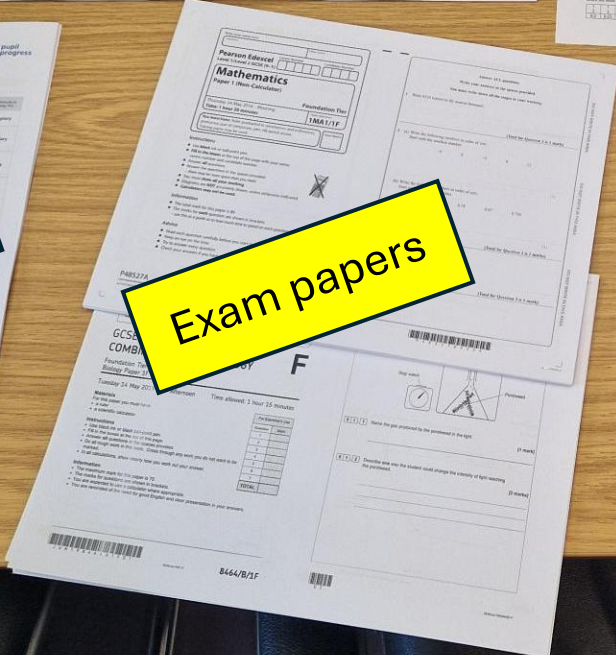


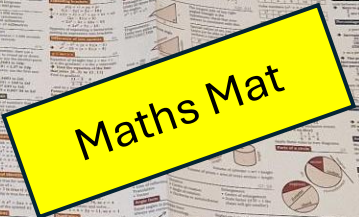
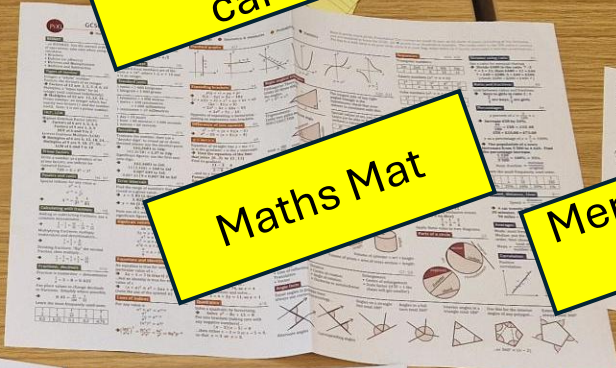
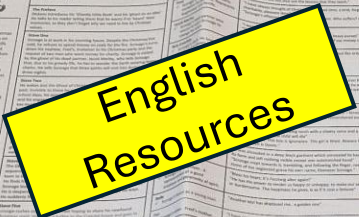
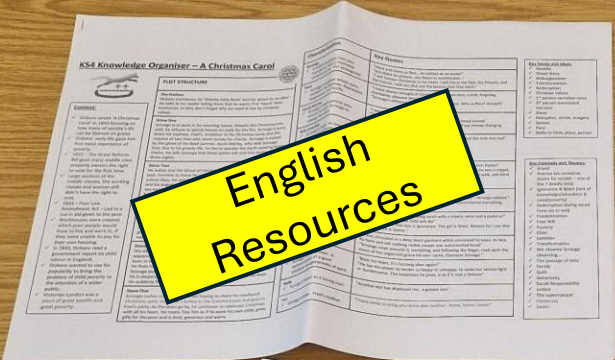
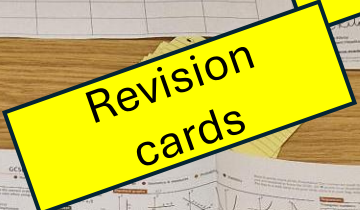

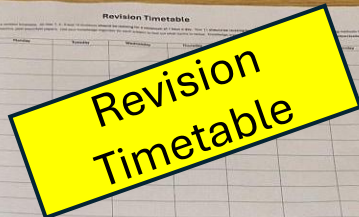





ARENA
ACADEMY

Contents

- What is in your packs
- Year 11 – the road ahead
- Importance of Attendance in Year 11
- What we are doing to support your child
- GCSE Grades 2025
- Revision
- Flash Cards



September

*Tuesday 23rd – Parent Session –
Going for Gold*

October

6th to 24th – PC1 Mock Examinations

College/sixth form applications

November

PC1 Mock Results Day

Gold Ties assembly

College / Sixth form applications

December

Thursday 4th – Parents Evening

Wednesday 17th – Rewards trip

January

12th to 23rd – PC2 Mock Examinations

February

PC2 Mock Results Day

March

*Tuesday 17th – Pre-Exam countdown
Parent session*

April

May

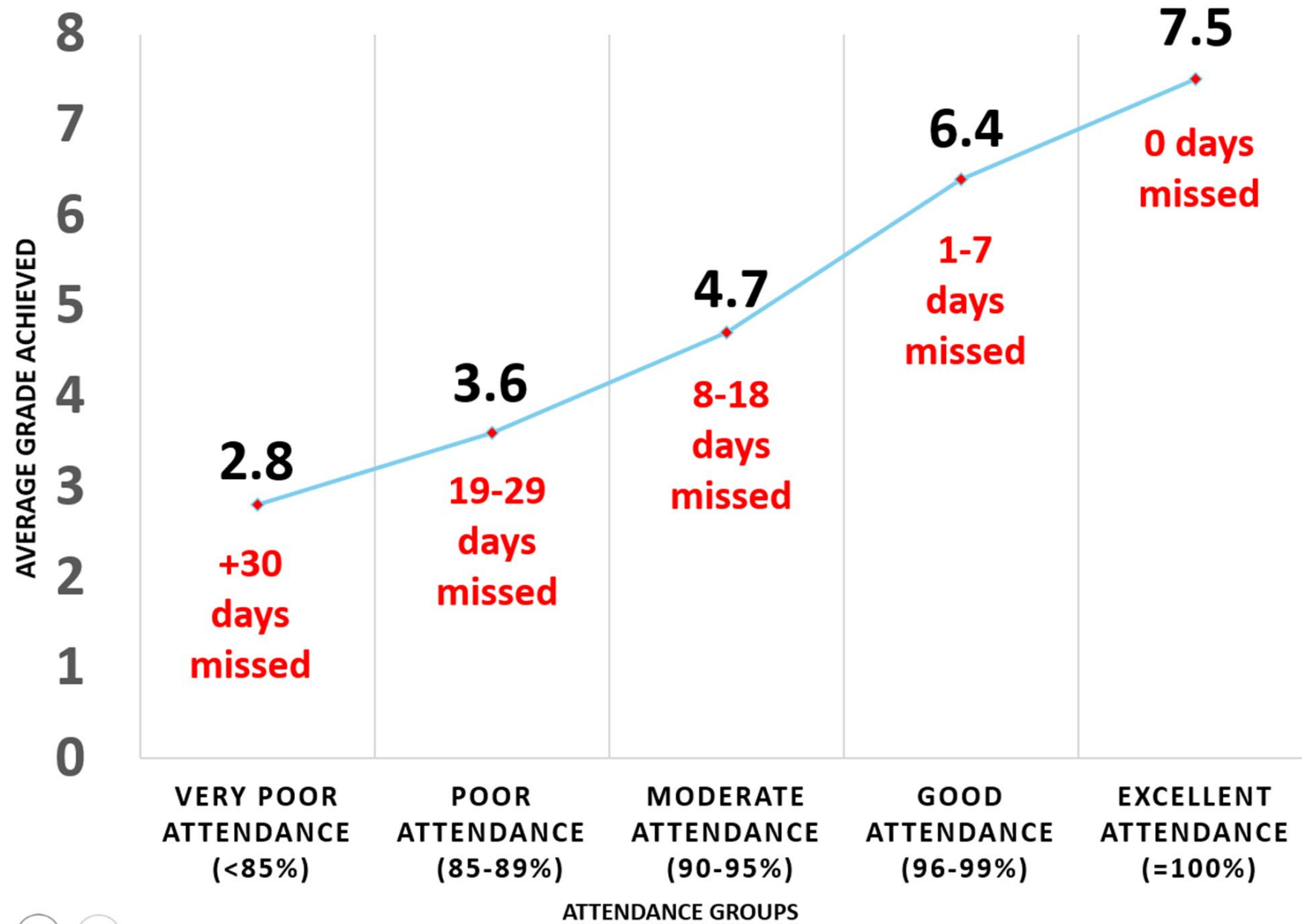
1st – START OF GCSE EXAMINATIONS

ATTENDANCE,

ATTENDANCE,

ATTENDANCE

THE TYPICAL EFFECT ATTENDANCE HAS ON A STUDENT'S AVERAGE GRADE ACHIEVED





Case Study 1

Attendance

98%




Case Study 2

Attendance

91%

How we are supporting your child

- Form time intervention
- Lunch n Learn
- Period 6
 - **Monday:** Maths
 - **Tuesday:** English
 - **Wednesday:** Exam Paper Society
 - **Thursday:** Science
 - **Friday:** All other subjects



ASPIRE 5

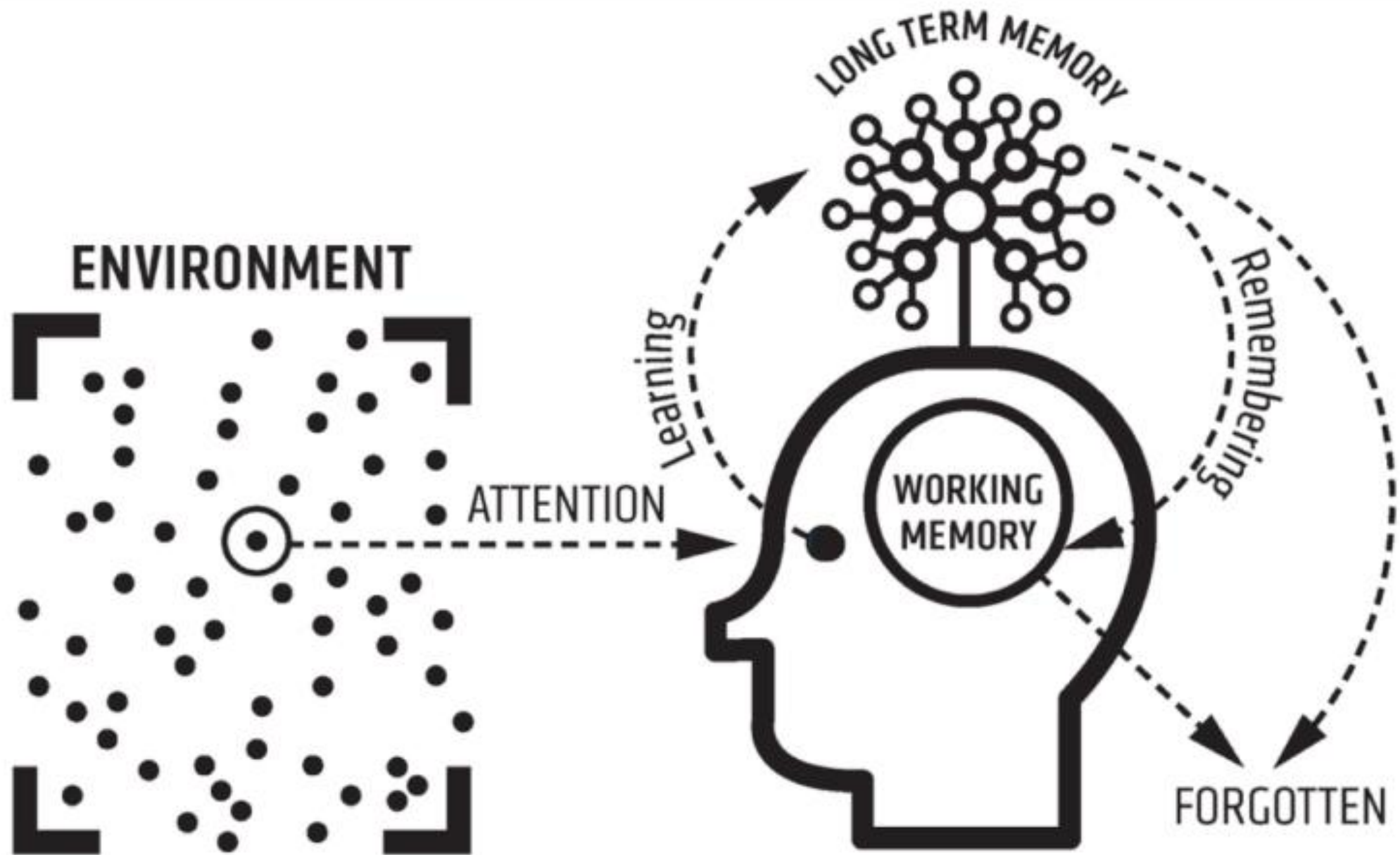
Old grades	New grades
A*	9
	8
A	7
	6
B	5 STRONG PASS
C	4
	3
D	
E	
F	2
G	1
	U
U	



**How many hours should your
child be revising a day?**

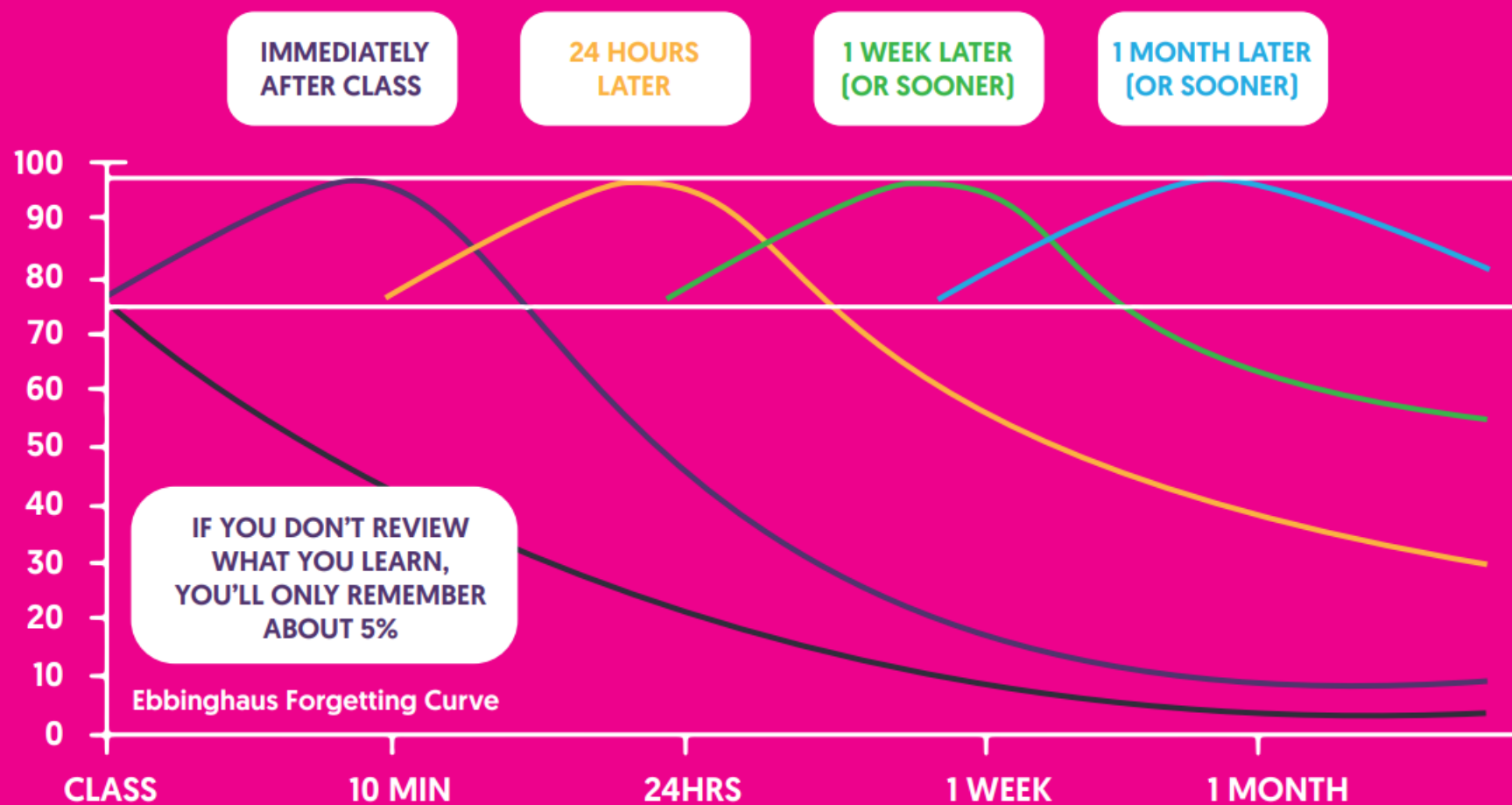
Minimum 1 hour a day

Quality over Quantity



YOU'LL FORGET THIS IN 24 HOURS!

Did you know that you forget 80% of what you learn in the first 24 hours?
This is why cramming for exams doesn't work!



It is proven that by reviewing what you've learnt at regular intervals, you can reduce how much you forget to just 10%

Review your work 4 times within a month and you'll remember nearly 100%

Retrieval Practice

Put away exercise books and text books then write and sketch everything you know about a topic you want to revise. *THEN check for accuracy against the exercise books and text books, IT IS VITAL YOU CHECK!*

Revision Timetable

Create your own revision timetable.

You could use colour to identify individual subjects. Remember to plan for sensible breaks, drink lots of water and have healthy snacks to hand.

	Mon	Tues	Wed	Thurs	Fri	Sat	Sun	Subject	Sessions per week
9am									
10am						Geometry Reactions Networks			
11am									
12pm									
1pm									
2pm							Rivers Elizabetha England		
3pm									
4pm									
5pm	Geometr	Reaction		Elizabetha n England	Networks				
6pm									
7pm									
8pm									

Remember to spread out when you study the same subject/topic and to focus on testing yourself/ retrieval practise and the Leitner system when using flashcards in preference to reading large amounts of information and highlighting notes/texts.

Pupil Progress Report – Year 10 GCSE Mocks

Topic Summary	%
Number: Structure & Calculation / %	59
Number: Fractions, decimals & percentages / %	100
Number: Measures & Accuracy / %	59
Algebra: Notation, vocabulary and manipulation / %	58
Algebra: Graphs / %	18
Algebra: Solving equations & inequalities / %	77
Algebra: Sequences / %	9
Ratio, Proportion & Rates of Change / %	49
Geometry & Measures: Properties & Constructions / %	22
Geometry & Measures: Mensuration & Calculation / %	38
Geometry & Measures: Vectors / %	0
Probability / %	33
Statistics / %	40

Topic Summary	%
Areas of Strength	
N2 - Operations & place values	100
N12 - Fractions & percentages	100
A11 - Roots, intercepts & turning points	100
A22 - Solving linear inequalities (and Quadratic - Higher)	100
R1 - Converting units	100
Progress Opportunities	
A3 - Concepts & vocabulary	0
A8 - Coordinates in 4 quadrants	0
A12 - Recognise, sketch or interpret graphs	0
A13 - Sketch translations & reflections (Higher)	0
A16 - Equations of circles (Higher)	0

Revising whilst listening to music.... Good or Bad?



Revising to Music

% of
Correct
Answers

Study Environment





ARENA
ACADEMY

Testing Effect



Reading, Reading,
Reading, Reading



Reading, Reading,
Reading, Testing



Reading, Testing,
Testing, Testing

Revision Strategies




Re-reading



Highlighting



Making notes



Active Recall



Retrieval Testing



Flash Cards





FLASH CARD CREATE A FLASH CARD FOR REVISION

STEP 1: write a question

1

QUESTION

STEP 2: write a

• key or molecules
the water molecules

QUESTION

STEP 2:



WHITE
COLLOID

MODALS:

OSMOSIS

• What of movement
of water molecules
of membranes.

• From
answers through a
semi-permeable membrane.



STEP 2

Use a coding
or a key covers
or membrane.

STEP 4

Use yourself
a semi-permeable
membrane

OSMOSIS

What the movement
of water molecules.




STEP 2



of water molecules
of membranes
semi-permeable words.

OSMOSIS

Test yourself
of water molecules
of membrane.



Mr Amos

How to create and use flashcards

Mr L. Amos

Assistant Head of English (KS4)

Year 11 Student and Parent Going For Gold Evening

Tuesday 23rd September 2025



**Going
for Gold**



**SUCCESS
IN YOUR
EXAMS**

Using index and flashcards

1. Write a quote.

not much
"cold, scanty and embarrassed
in discourse."
conversation

2. Annotate using the key steps.

3. Question on the reverse to answer.

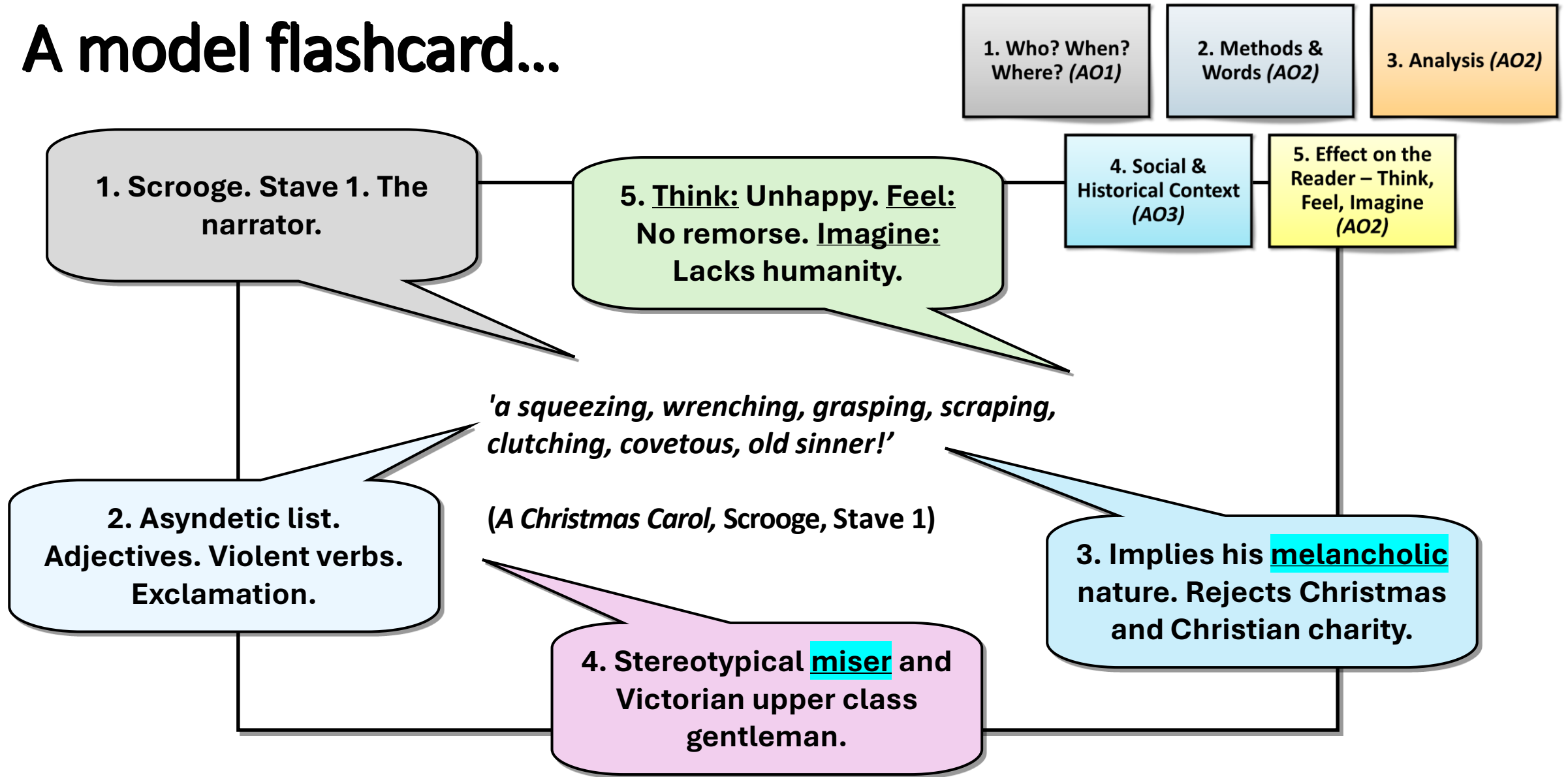
What information do we put on flashcards for English?

A model flashcard...

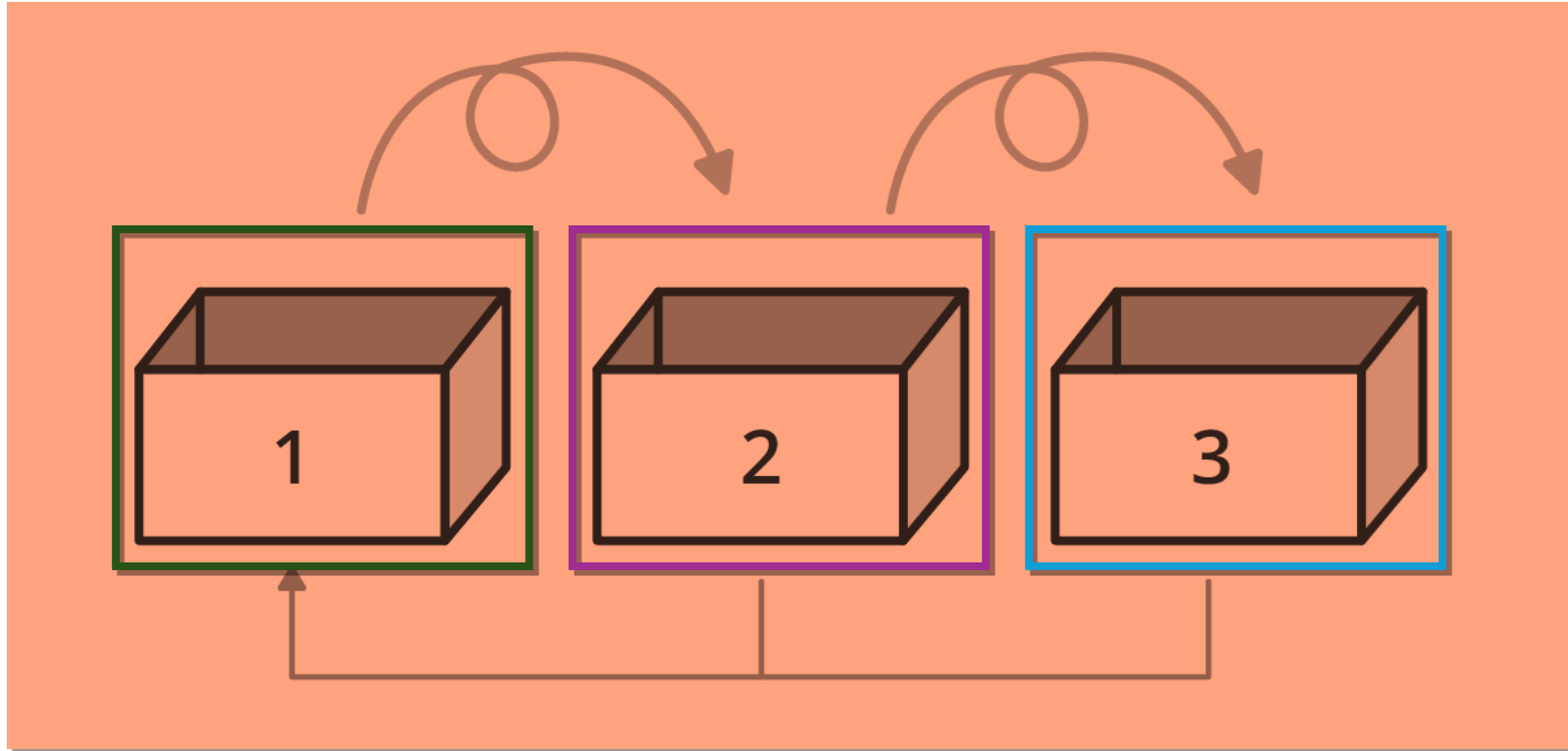
Question:

What adjectives does Dickens use in Stave 1 to show how mean and miserly Scrooge is?

A model flashcard...



The Leitner System



Your Turn: Creating a flashcard on Mr Birling in Act 1

REMINDER: Don't forget to follow our stepped structure from earlier.

See the image below.

1. Who? When?
Where? (AO1)

2. Methods &
Words (AO2)

3. Analysis (AO2)

4. Social &
Historical Context
(AO3)

5. Effect on the
Reader – Think,
Feel, Imagine
(AO2)

Question:

Question = Front

What **simile** does Priestley use in **Act 1** to demonstrate Mr Birling as being **unlikeable** and **pompous/sanctimonious**?

'mixed up like bees in a hive – community and all that nonsense'

(An Inspector Calls, Mr Birling, Act 1)

Quote = Back

How can this be developed further?

Effects / Explore

The adjectives have a guttural quality and are harsh and unpleasant in their sound in the same way that Scrooge is. The sounds link back to the chains that Marley has – here is where Scrooge has forged his over the years.

Ideas

Isolation and self-isolation.

Consider how we present ourselves to the world.

Oh! But he was a tight-fisted hand at the grind-stone, Scrooge! a squeezing, wrenching, grasping, scraping, clutching, covetous, old sinner!

A Christmas
Carol by
Charles
Dickens

Context

A grindstone was a thick disc of stone used to sharpen knives and tools. The disc would rotate at high-speed. Grindstone was often used as a metaphor in phrases to represent work or working.

Sinner – there is an implied link here to the deadly sin of Greed. Scrooge's decline into unpleasantness could be seen to be because of his deadly sin.

Language

A collection of adjectives, in a list like way, all of which are linked semantically by a link with the hands. This shows how tightly he held onto things.

Structure

'Oh' – a narrative exclamation which suggests even the narrator is overwhelmed by how unpleasant Scrooge is.

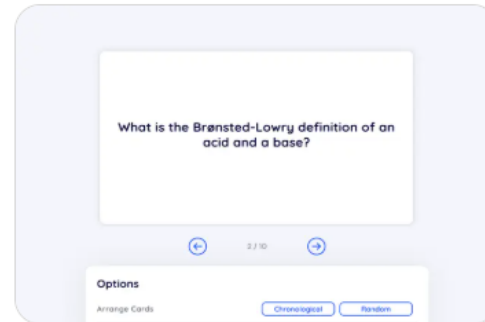
AI Flashcard Generator

Preparing for a test, exam, or quiz? Revisely's flashcard maker automatically transforms your pictures, notes, PDFs, PowerPoints and other documents into flashcards using the power of AI. Simply upload your materials, and our AI will create your flashcards in seconds.



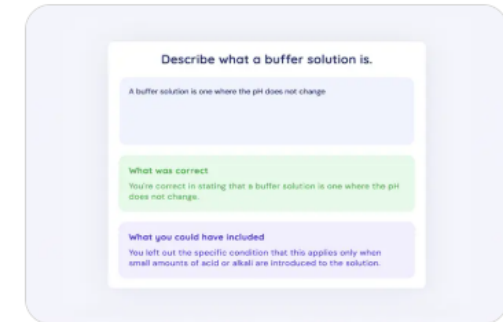
Step 1: Upload

Upload an image, take a picture, or provide a PDF, and let our AI make flashcards for you. It's free with no account required.



Step 2: Practice

Review your flashcards, share, print, or export them. We support platforms like Anki and many others.




Step 3: Test Yourself


Once you've mastered your flashcards, enter exam mode. Test your knowledge and receive personalized feedback, generated by AI.

Creating printable flashcards has never been easier. Choose single-sided for a quick cut and stick approach or go with double-sided, which comes auto-aligned for your convenience.

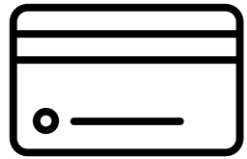
Key Takeaways



- Produce a **Revision Timetable**
 - Spaced
 - Interleaved




- Minimum of 2 hours a day



- Use **Flash cards**



ATTEND SCHOOL EVERY DAY



- Use **past exam papers**



5 is a strong pass