

Year 9
Guided choices
Photography

The ART team



Name: Miss Freeman

Teacher of:

Art and Photography

Other roles:

Head of Art, Year 9 form tutor

Degree qualification:

Visual Communication



Name: Mrs Whitehouse

Teacher of:

Art and Photography

Other roles:

SENCO

Degree qualification:

Fine Art



Name: Mrs Noone

Teacher of:

Art and Photography

Other roles:

Head of Year 7

Degree qualification:

Drama with art and design

GCSE Photography



Photography is the practice of producing images using light-sensitive materials such as photographic film, or digital methods of development and production to create static or moving images.



60% Component 1

This is all work from Year 10 until Jan Year 11

One project and a selection of further work

You will get to develop your own project from a series of themes and choose your own artist.

40% Externally set unit

From Jan Year 11 until Easter

A smaller project with themes set by the exam board.

Is there an exam?

There is a 10 hour exam where you create the final presentation including a written presentation



What skills do I need to do a Photography GCSE?

- Skills with composition, space and colour
- Good level of technological ability
- Can create quality written responses
- Project management skills
- Commitment to meet deadlines
- Can generate ideas/creative thinking
- Can create work with personal meaning
- **YOU WILL NEED AN IMAGE TAKING DEVICE AND A USB/SD CARD.**

Do I have to do writing?

You will be required to analyse your images and explain your work with technical language and critical reflection



**Portrait
photographer**



**Newborn/family
photographer**




**Wedding/events
photographer**



Taking images could be your primary focus, or you may work with photographic images to produce related products such as film, advertising, web content. You may work freelance or work for a specific company.

**Fine art
photographer**



Photography Career Options

Artist/craftsperson




**Commercial
photographer**



**Documentary
photographer**



**Fashion
photographer**



Photography GCSE results

2022

Grades 9-7= 33% NA: 28.2%

Grades 9-4= 83% NA: 82%

2021

Grades 9-7= 18.5% NA: 29.6%

Grades 9-4= 70% NA: 87%

2020

Grades 9-7 =19% NA: 29.6%

Grades 9-4 = 70% NA: 87%

2019

Grades 9-7 = 0% NA: 23%

Grades 9-4 = 71% NA: 75%

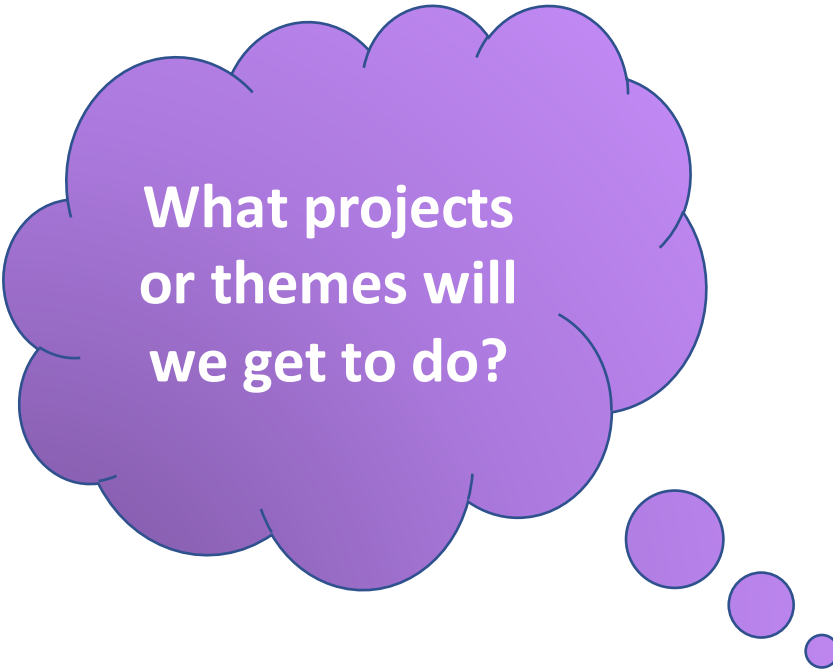
Is there loads
of homework?

What projects
or themes will
we get to do?
Can we choose
what we do?

Can I do Art AND
Photography?

What does the
Photography
exam involve?





What projects
or themes will
we get to do?

Year 10 Photography:

Further work:

Key concepts - building
skills with DSLR cameras
and equipment

Sustained project:

Portraiture

Students can personalise
their work within this
broader theme

Year 11 Photography:

Sustained project:

Portraiture

Students can personalise
their work within this
broader theme

Externally Set Unit:

Student choice from 7
themes set by the exam
board



What does the
photography
exam involve?

You will select one of 7 starting themes provided by the exam board and create a project using the same structure as your sustained project. It will be slightly condensed as you have less time.

0 5

Light and dark

Willy Ronis and Horst P Horst often used back lighting to create a silhouette or tonal contrast between subject and background. Ferdinando Scianna and Alexey Bednij have used shadows to create contrast and pattern in their photographs. Marks and Spencer's advertising campaign for promoting their food products uses the intense colour of ingredients contrasted against dark backgrounds.

Research appropriate sources and produce your own images based on **Light and dark**.

0 6

Machines

In his series of photographs 'Conceptual Forms,' Hiroshi Sugimoto photographed mechanical forms using subdued lighting to emphasise form. The intricate mechanisms, structures and detail of cogs, gears and watch parts are a popular source of inspiration for many photographers. In the stop frame animation 'Machine' by Bent Image Lab, characters made from various materials tell a story about a machine.

Produce your own response inspired by **Machines**.

Your exam projects culminates in a 10 hour exam (2 days - 5 hours each) in which you create the final response.

This is in silence, in the art room and you cannot have help from your teacher. You will be well prepared though so you will know what you need to do.

Is there loads
of homework?

If Art and Photography are available in separate option blocks then yes, you can select both as options.

Please be aware:

- Deadlines for both subjects are the same
- Both subjects are coursework heavy and therefore require consistent effort over the whole of the course
- Both require commitment to work at home and after school
- Exams are likely to take place very closely together - possibly in one week
- You can create photography outcomes in the Fine Art course and you can explore practical manipulation in the Photography course.

Can I do Art AND
Photography?



A01 Develop ideas through investigations, demonstrating critical understanding of sources

DEVELOP

INVESTIGATE

EXPLAIN IDEAS **ARTISTS** **ANNOTATE**

contextual research

EXPLORE

A02 Refine work by exploring ideas, selecting and experimenting with appropriate media, materials, techniques and processes

REFINE

EXPERIMENT

EXPLORE TECHNIQUES AND SKILLS **SELECT** **EXPLAIN**

PHOTOGRAPHS

IDEAS

A03 Record ideas, observations and insights relevant to intentions as work progresses

RECORD

INTENTIONS

LINK IDEAS **OBSERVATION** **PLANNING**

PRIMARY RESEARCH

RELEVANT

A04 Present a personal and meaningful response that realizes intentions and demonstrates understanding of visual language

RESPONSE

MEANINGFUL

VISUAL LANGUAGE **DEMONSTRATE**

UNDERSTANDING

MAKE CONNECTIONS

CONCLUSION

- Remember that your work is not graded in isolation. All work from start of course until the externally set assignment begins (usually January) will be marked together. This is why when we hesitate when giving out grades for individual pieces, this does not necessarily reflect the standard of your wider portfolio and it can confuse students as to the grade they expect to get.
- Marks for each assessment objective are not limited to individual pieces of work either, so for example a design idea could earn you marks in all four assessment objectives.
- Your work is marked holistically (across all outcomes) and this is why consistency of quality is so important. All assessment objectives are equally weighted.

A01 Develop ideas through investigations, demonstrating critical understanding of sources

A02 Refine work by exploring ideas, selecting and experimenting with appropriate media, materials, techniques and processes

A03 Record ideas, observations and insights relevant to intentions as work progresses

A04 Present a personal and meaningful response that realizes intentions and demonstrates understanding of visual language